

Local Market Update – April 2021

A RESEARCH TOOL PROVIDED BY THE COLUMBUS REALTORS®
BASED ON RESIDENTIAL LISTING DATA ONLY



Grandview Heights (Corp.)

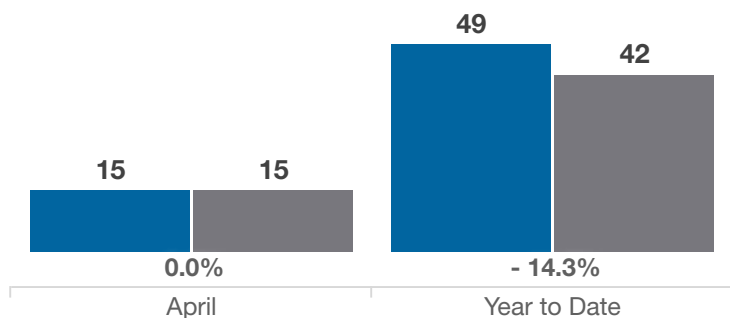
Franklin County

Key Metrics	April			Year to Date		
	2020	2021	% Change	Thru 4-2020	Thru 4-2021	% Change
Closed Sales	15	15	0.0%	49	42	- 14.3%
In Contracts	17	14	- 17.6%	52	43	- 17.3%
Average Sales Price*	\$524,356	\$461,242	- 12.0%	\$445,664	\$428,672	- 3.8%
Median Sales Price*	\$610,765	\$486,000	- 20.4%	\$395,000	\$392,500	- 0.6%
Average Price Per Square Foot*	\$272.55	\$293.81	+ 7.8%	\$244.97	\$276.85	+ 13.0%
Percent of Original List Price Received*	103.3%	104.2%	+ 0.9%	100.8%	102.2%	+ 1.4%
Percent of Last List Price Received*	102.5%	105.4%	+ 2.8%	101.0%	103.0%	+ 2.0%
Days on Market Until Sale	47	28	- 40.4%	44	34	- 22.7%
New Listings	12	14	+ 16.7%	54	39	- 27.8%
Median List Price of New Listings	\$392,000	\$537,500	+ 37.1%	\$382,450	\$430,000	+ 12.4%
Median List Price at Time of Sale	\$609,690	\$465,000	- 23.7%	\$399,900	\$437,900	+ 9.5%
Inventory of Homes for Sale	17	10	- 41.2%	—	—	—
Months Supply of Inventory	1.4	0.7	- 50.0%	—	—	—

* Does not account for sale concessions and/or downpayment assistance. | Percent changes are calculated using rounded figures and can sometimes look extreme due to small sample size.

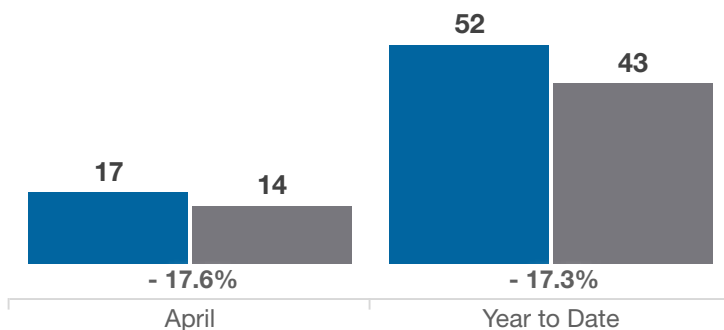
Closed Sales

■ 2020 ■ 2021



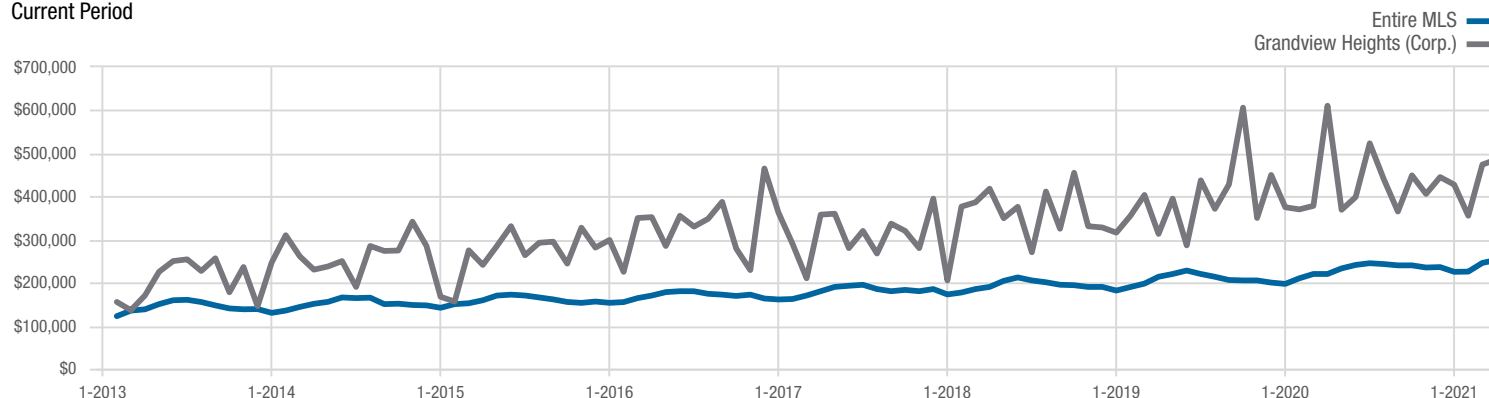
In Contracts

■ 2020 ■ 2021



Median Sales Price

Current Period



Each data point represents the median sales price in a given month.

Local Market Update – April 2021

A RESEARCH TOOL PROVIDED BY THE COLUMBUS REALTORS®
BASED ON RESIDENTIAL LISTING DATA ONLY

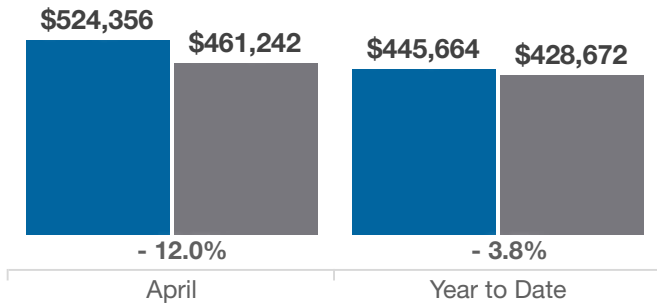


Grandview Heights (Corp.)

Franklin County

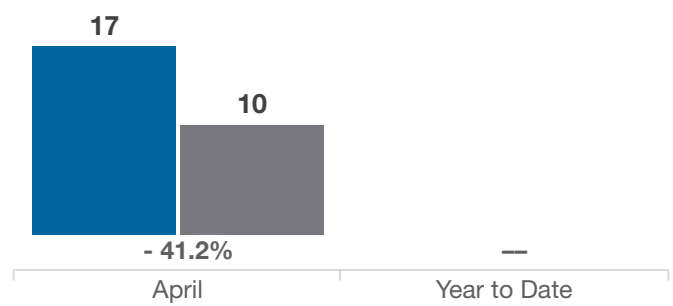
Average Sales Price

■ 2020 ■ 2021



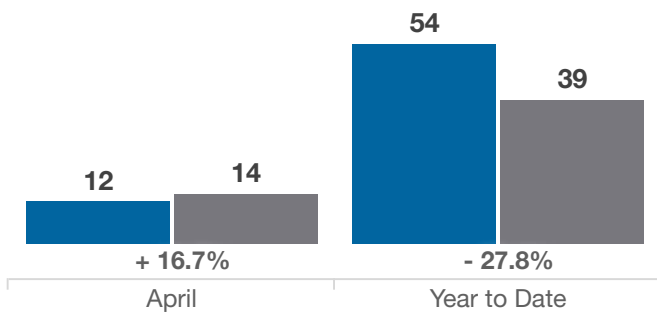
Inventory of Homes for Sale

■ 2020 ■ 2021



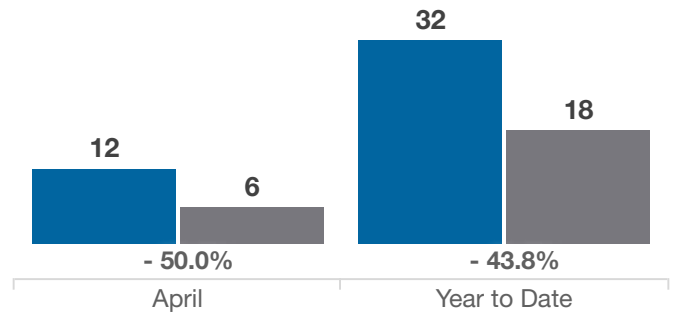
New Listings

■ 2020 ■ 2021



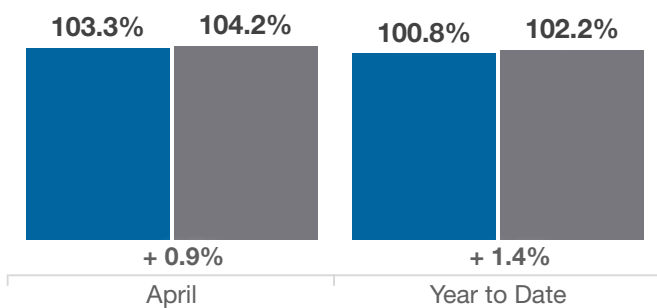
Single Family Sales

■ 2020 ■ 2021



Pct. Of Orig. List Price Received

■ 2020 ■ 2021



Condo Sales

■ 2020 ■ 2021

