

Local Market Update – April 2021

A RESEARCH TOOL PROVIDED BY THE COLUMBUS REALTORS®
BASED ON RESIDENTIAL LISTING DATA ONLY



Groveport Madison Local School District

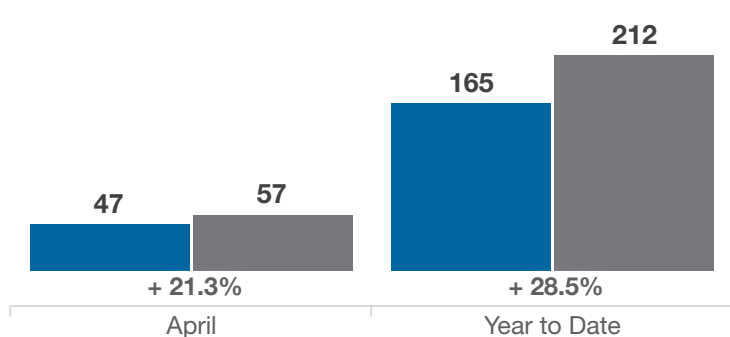
Franklin County

| Key Metrics | April | | | Year to Date | | |
|--|-----------|-----------|----------|--------------|-------------|----------|
| | 2020 | 2021 | % Change | Thru 4-2020 | Thru 4-2021 | % Change |
| Closed Sales | 47 | 57 | + 21.3% | 165 | 212 | + 28.5% |
| In Contracts | 62 | 61 | - 1.6% | 195 | 223 | + 14.4% |
| Average Sales Price* | \$180,233 | \$208,330 | + 15.6% | \$165,191 | \$199,030 | + 20.5% |
| Median Sales Price* | \$172,125 | \$196,000 | + 13.9% | \$164,000 | \$191,210 | + 16.6% |
| Average Price Per Square Foot* | \$125.39 | \$138.00 | + 10.1% | \$112.55 | \$132.67 | + 17.9% |
| Percent of Original List Price Received* | 100.0% | 104.0% | + 4.0% | 99.0% | 103.6% | + 4.6% |
| Percent of Last List Price Received* | 100.4% | 104.1% | + 3.7% | 100.0% | 103.2% | + 3.2% |
| Days on Market Until Sale | 26 | 7 | - 73.1% | 26 | 8 | - 69.2% |
| New Listings | 54 | 51 | - 5.6% | 185 | 217 | + 17.3% |
| Median List Price of New Listings | \$158,250 | \$174,900 | + 10.5% | \$156,000 | \$174,900 | + 12.1% |
| Median List Price at Time of Sale | \$168,450 | \$184,900 | + 9.8% | \$164,900 | \$185,000 | + 12.2% |
| Inventory of Homes for Sale | 31 | 17 | - 45.2% | — | — | — |
| Months Supply of Inventory | 0.6 | 0.3 | - 50.0% | — | — | — |

* Does not account for sale concessions and/or downpayment assistance. | Percent changes are calculated using rounded figures and can sometimes look extreme due to small sample size.

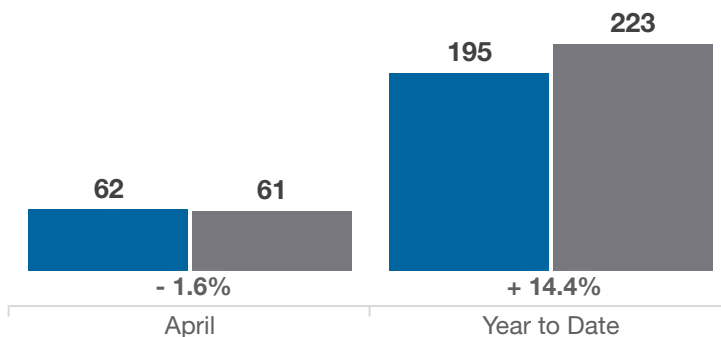
Closed Sales

■ 2020 ■ 2021



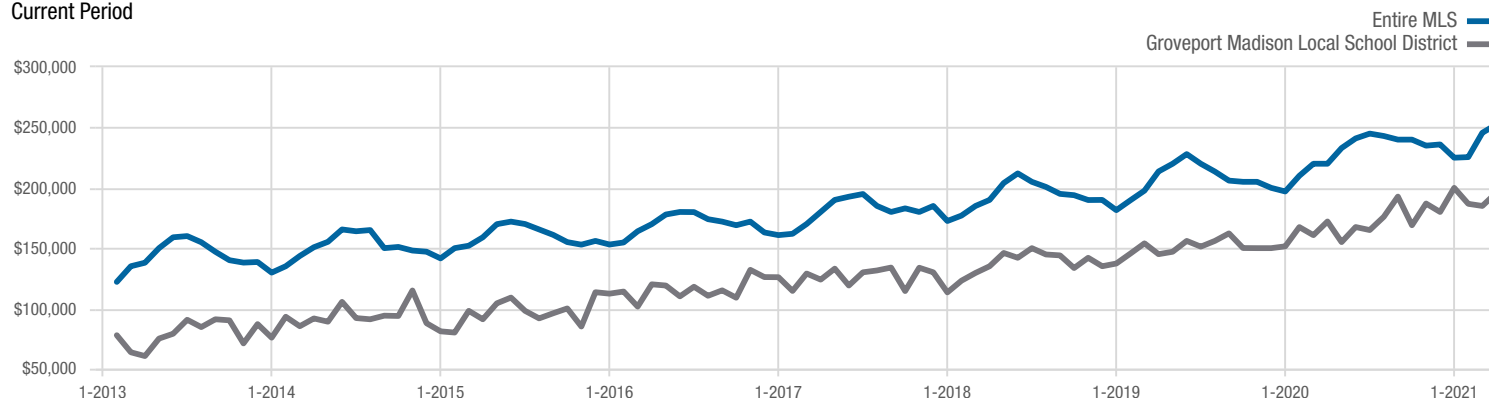
In Contracts

■ 2020 ■ 2021



Median Sales Price

Current Period



Each data point represents the median sales price in a given month.

Local Market Update – April 2021

A RESEARCH TOOL PROVIDED BY THE COLUMBUS REALTORS®
BASED ON RESIDENTIAL LISTING DATA ONLY

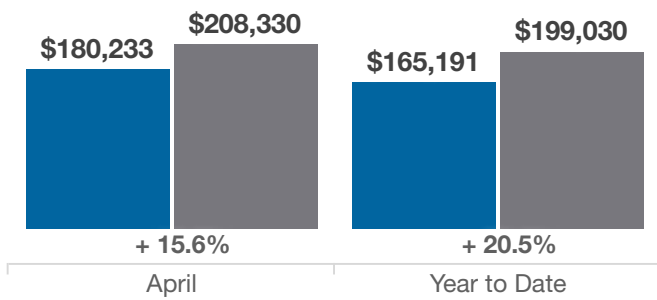


Groveport Madison Local School District

Franklin County

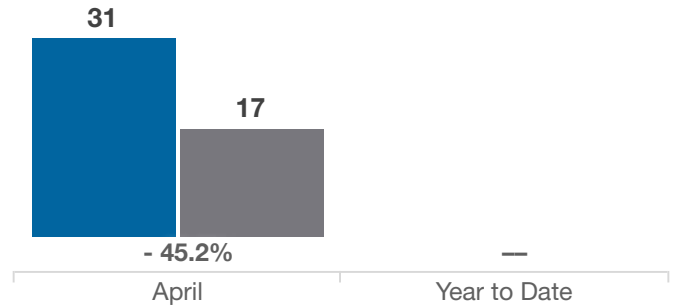
Average Sales Price

■ 2020 ■ 2021



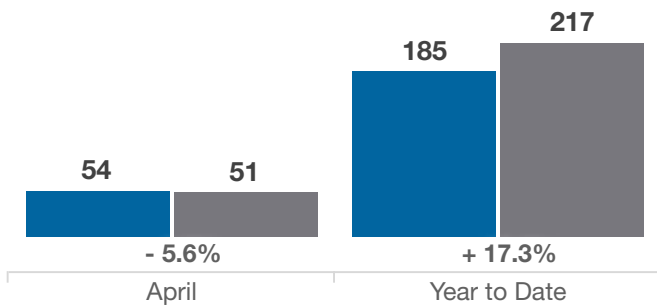
Inventory of Homes for Sale

■ 2020 ■ 2021



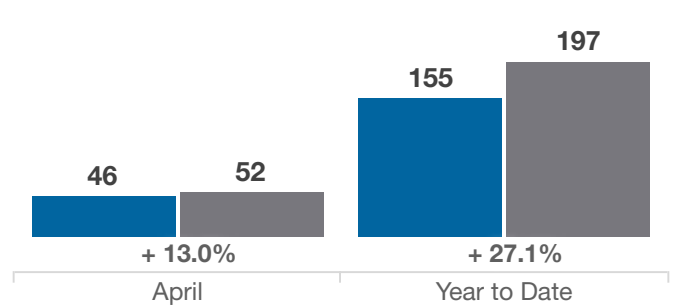
New Listings

■ 2020 ■ 2021



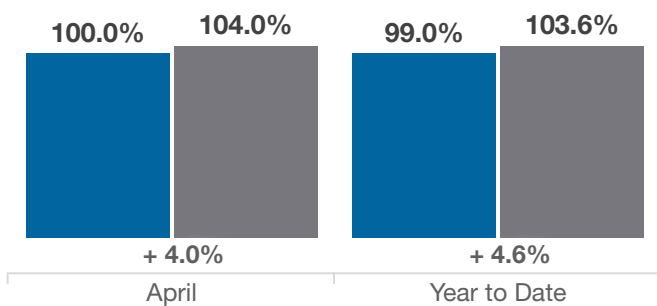
Single Family Sales

■ 2020 ■ 2021



Pct. Of Orig. List Price Received

■ 2020 ■ 2021



Condo Sales

■ 2020 ■ 2021

