

# Local Market Update – April 2021

A RESEARCH TOOL PROVIDED BY THE COLUMBUS REALTORS®  
BASED ON RESIDENTIAL LISTING DATA ONLY



## Johnstown-Monroe Local School District

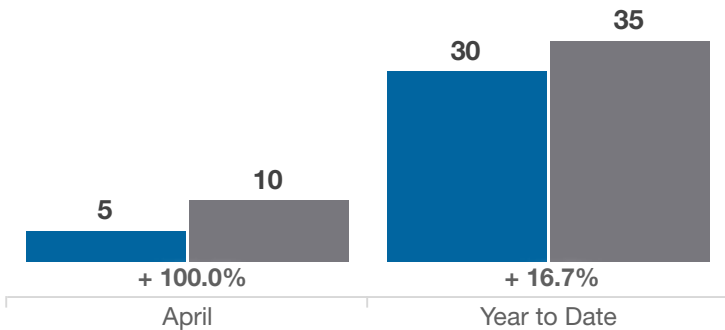
Delaware and Licking Counties

Key Metrics	April			Year to Date		
	2020	2021	% Change	Thru 4-2020	Thru 4-2021	% Change
Closed Sales	5	10	+ 100.0%	30	35	+ 16.7%
In Contracts	11	11	0.0%	39	39	0.0%
Average Sales Price*	\$279,500	\$339,490	+ 21.5%	\$275,445	\$319,038	+ 15.8%
Median Sales Price*	\$273,500	\$254,950	- 6.8%	\$273,000	\$273,000	0.0%
Average Price Per Square Foot*	\$153.78	\$156.58	+ 1.8%	\$148.07	\$157.96	+ 6.7%
Percent of Original List Price Received*	91.8%	102.1%	+ 11.2%	96.5%	100.2%	+ 3.8%
Percent of Last List Price Received*	97.4%	101.6%	+ 4.3%	98.5%	101.0%	+ 2.5%
Days on Market Until Sale	104	8	- 92.3%	51	14	- 72.5%
New Listings	7	9	+ 28.6%	34	46	+ 35.3%
Median List Price of New Listings	\$265,000	\$374,900	+ 41.5%	\$269,945	\$283,200	+ 4.9%
Median List Price at Time of Sale	\$276,655	\$251,950	- 8.9%	\$275,828	\$272,900	- 1.1%
Inventory of Homes for Sale	9	8	- 11.1%	—	—	—
Months Supply of Inventory	0.7	0.6	- 14.3%	—	—	—

\* Does not account for sale concessions and/or downpayment assistance. | Percent changes are calculated using rounded figures and can sometimes look extreme due to small sample size.

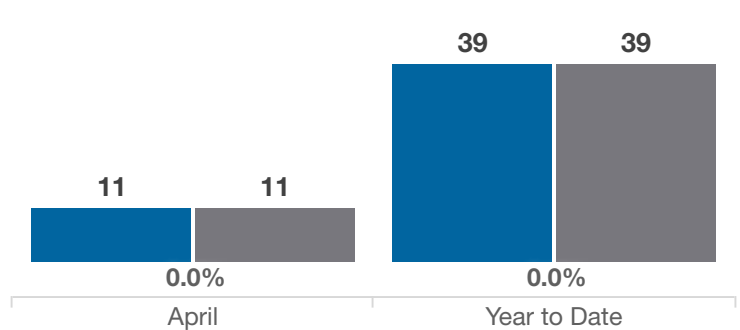
### Closed Sales

■ 2020 ■ 2021



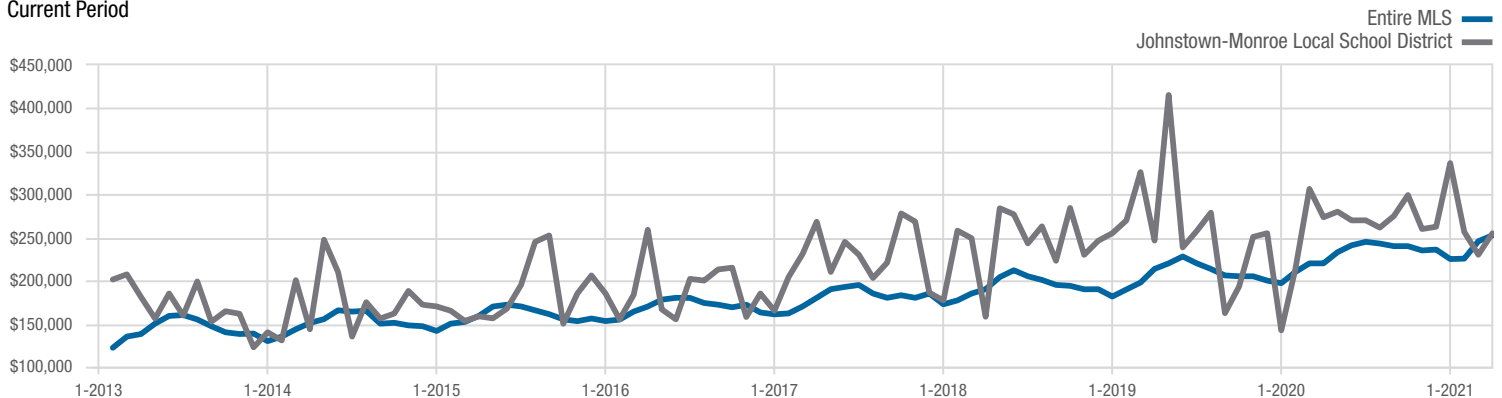
### In Contracts

■ 2020 ■ 2021



### Median Sales Price

Current Period



Each data point represents the median sales price in a given month.

# Local Market Update – April 2021

A RESEARCH TOOL PROVIDED BY THE COLUMBUS REALTORS®  
BASED ON RESIDENTIAL LISTING DATA ONLY

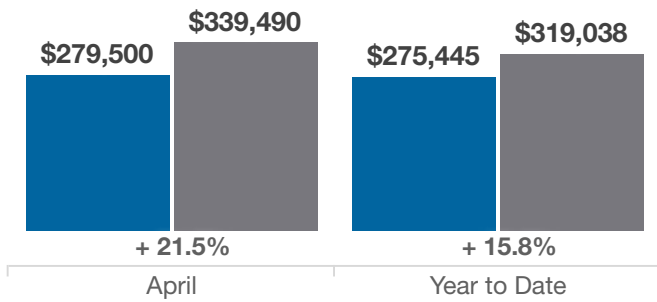


## Johnstown-Monroe Local School District

Delaware and Licking Counties

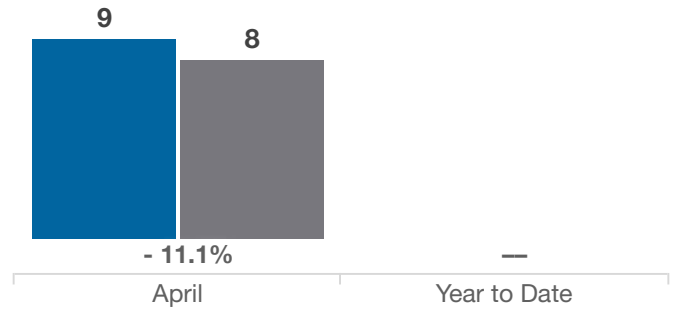
### Average Sales Price

■ 2020 ■ 2021



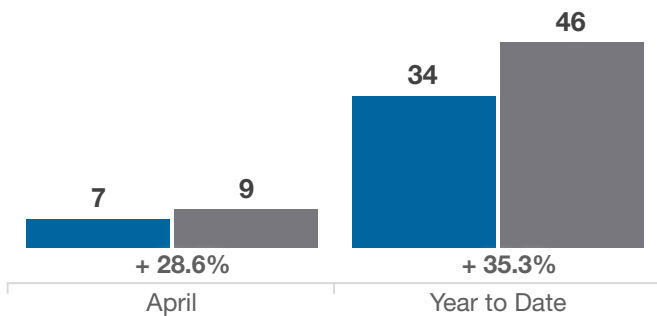
### Inventory of Homes for Sale

■ 2020 ■ 2021



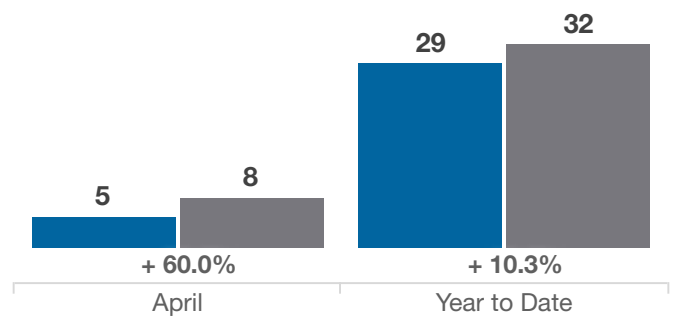
### New Listings

■ 2020 ■ 2021



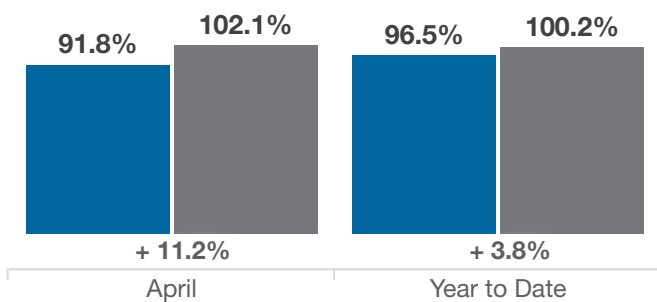
### Single Family Sales

■ 2020 ■ 2021



### Pct. Of Orig. List Price Received

■ 2020 ■ 2021



### Condo Sales

■ 2020 ■ 2021

