

# Local Market Update – April 2021

A RESEARCH TOOL PROVIDED BY THE COLUMBUS REALTORS®  
BASED ON RESIDENTIAL LISTING DATA ONLY



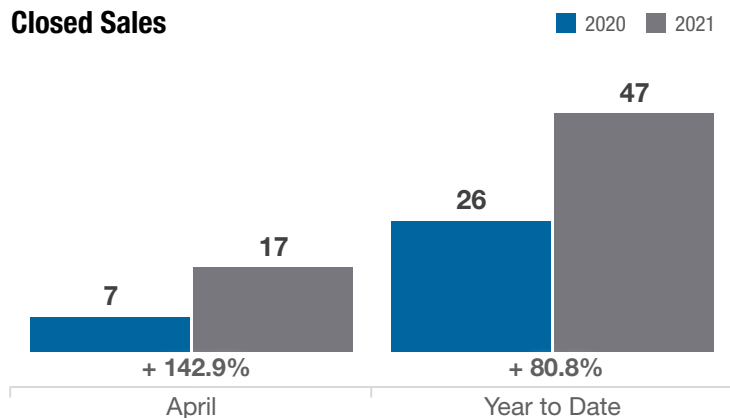
## Miami Trace Local School District

Fayette, Madison, Pickaway and Ross Counties

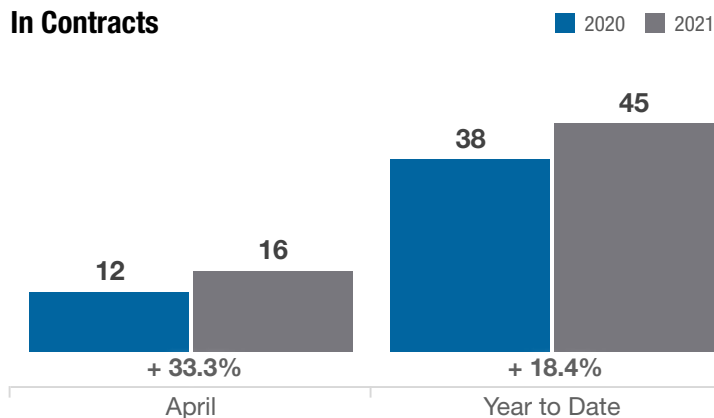
Key Metrics	April			Year to Date		
	2020	2021	% Change	Thru 4-2020	Thru 4-2021	% Change
Closed Sales	7	17	+ 142.9%	26	47	+ 80.8%
In Contracts	12	16	+ 33.3%	38	45	+ 18.4%
Average Sales Price*	\$129,631	\$172,293	+ 32.9%	\$153,914	\$190,544	+ 23.8%
Median Sales Price*	\$120,000	\$149,950	+ 25.0%	\$143,000	\$167,750	+ 17.3%
Average Price Per Square Foot*	\$92.88	\$101.99	+ 9.8%	\$93.61	\$112.24	+ 19.9%
Percent of Original List Price Received*	102.2%	96.7%	- 5.4%	98.9%	97.2%	- 1.7%
Percent of Last List Price Received*	103.6%	97.0%	- 6.4%	101.4%	99.1%	- 2.3%
Days on Market Until Sale	57	51	- 10.5%	37	33	- 10.8%
New Listings	12	16	+ 33.3%	41	38	- 7.3%
Median List Price of New Listings	\$167,450	\$226,450	+ 35.2%	\$188,500	\$189,700	+ 0.6%
Median List Price at Time of Sale	\$124,900	\$147,400	+ 18.0%	\$153,900	\$167,900	+ 9.1%
Inventory of Homes for Sale	13	11	- 15.4%	—	—	—
Months Supply of Inventory	1.3	1.0	- 23.1%	—	—	—

\* Does not account for sale concessions and/or downpayment assistance. | Percent changes are calculated using rounded figures and can sometimes look extreme due to small sample size.

### Closed Sales

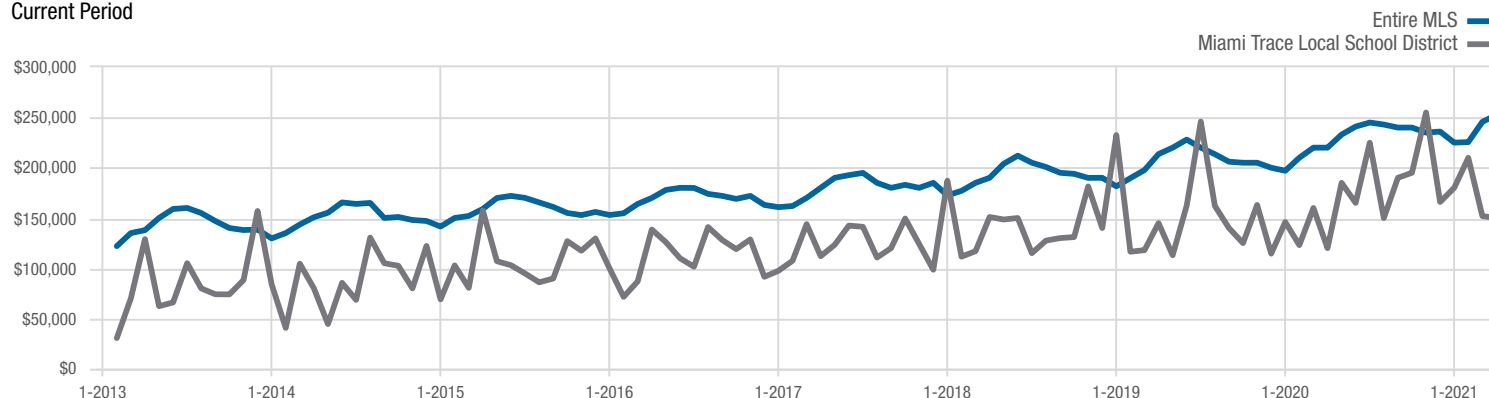


### In Contracts



### Median Sales Price

Current Period



Each data point represents the median sales price in a given month.

# Local Market Update – April 2021

A RESEARCH TOOL PROVIDED BY THE COLUMBUS REALTORS®  
BASED ON RESIDENTIAL LISTING DATA ONLY

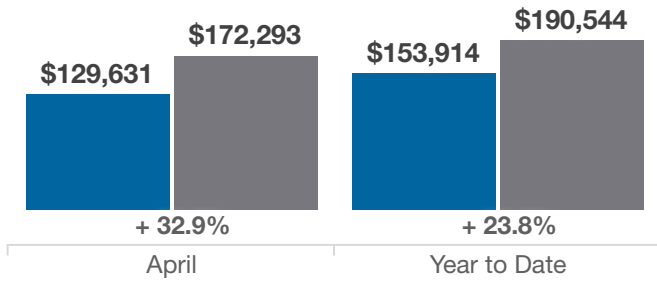


## Miami Trace Local School District

Fayette, Madison, Pickaway and Ross Counties

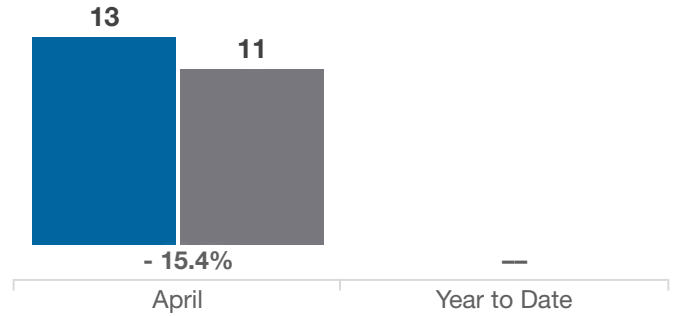
### Average Sales Price

■ 2020 ■ 2021



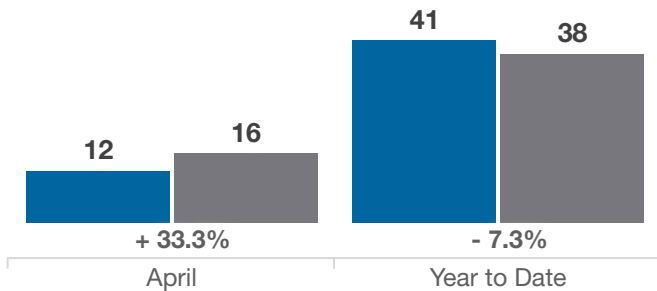
### Inventory of Homes for Sale

■ 2020 ■ 2021



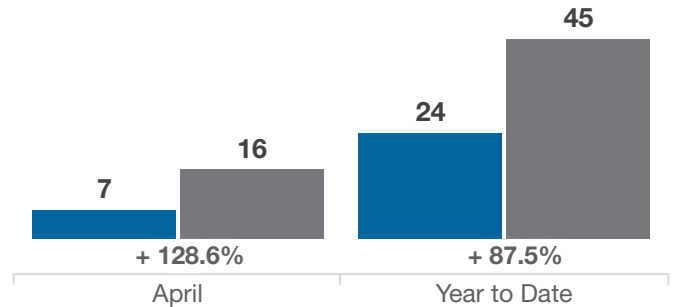
### New Listings

■ 2020 ■ 2021



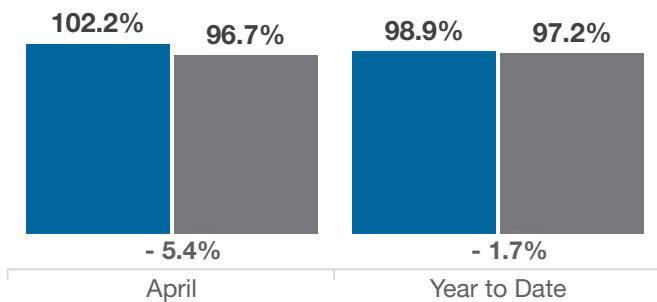
### Single Family Sales

■ 2020 ■ 2021



### Pct. Of Orig. List Price Received

■ 2020 ■ 2021



### Condo Sales

■ 2020 ■ 2021

