

# Local Market Update – April 2021

A RESEARCH TOOL PROVIDED BY THE COLUMBUS REALTORS®  
BASED ON RESIDENTIAL LISTING DATA ONLY



## Northridge Local School District

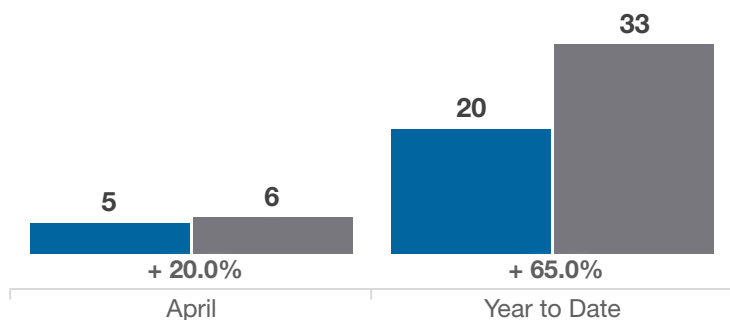
Delaware, Knox and Licking Counties

Key Metrics	April			Year to Date		
	2020	2021	% Change	Thru 4-2020	Thru 4-2021	% Change
Closed Sales	5	6	+ 20.0%	20	33	+ 65.0%
In Contracts	6	8	+ 33.3%	25	34	+ 36.0%
Average Sales Price*	\$209,760	\$320,537	+ 52.8%	\$249,243	\$331,689	+ 33.1%
Median Sales Price*	\$209,900	\$307,250	+ 46.4%	\$230,000	\$299,813	+ 30.4%
Average Price Per Square Foot*	\$131.98	\$175.31	+ 32.8%	\$139.82	\$156.30	+ 11.8%
Percent of Original List Price Received*	99.7%	106.5%	+ 6.8%	96.4%	101.0%	+ 4.8%
Percent of Last List Price Received*	100.3%	106.5%	+ 6.2%	98.4%	101.9%	+ 3.6%
Days on Market Until Sale	9	21	+ 133.3%	32	26	- 18.8%
New Listings	8	13	+ 62.5%	29	41	+ 41.4%
Median List Price of New Listings	\$202,400	\$339,900	+ 67.9%	\$230,000	\$319,327	+ 38.8%
Median List Price at Time of Sale	\$209,900	\$282,400	+ 34.5%	\$249,900	\$292,500	+ 17.0%
Inventory of Homes for Sale	14	9	- 35.7%	—	—	—
Months Supply of Inventory	1.8	1.0	- 44.4%	—	—	—

\* Does not account for sale concessions and/or downpayment assistance. | Percent changes are calculated using rounded figures and can sometimes look extreme due to small sample size.

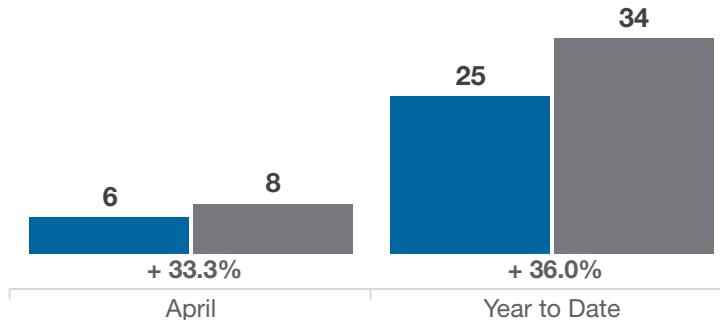
### Closed Sales

■ 2020 ■ 2021



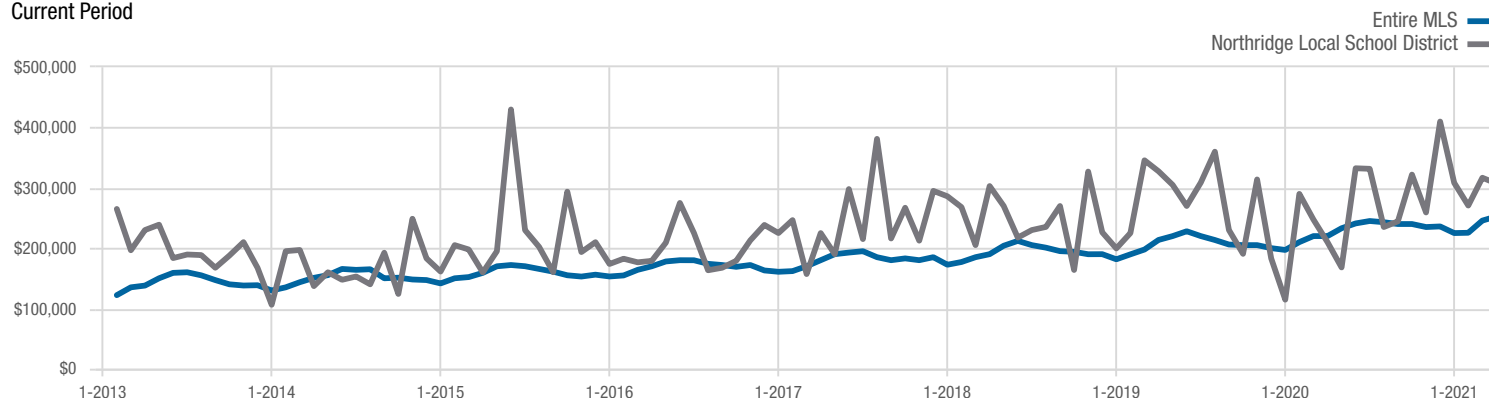
### In Contracts

■ 2020 ■ 2021



### Median Sales Price

Current Period



Each data point represents the median sales price in a given month.

# Local Market Update – April 2021

A RESEARCH TOOL PROVIDED BY THE COLUMBUS REALTORS®  
BASED ON RESIDENTIAL LISTING DATA ONLY

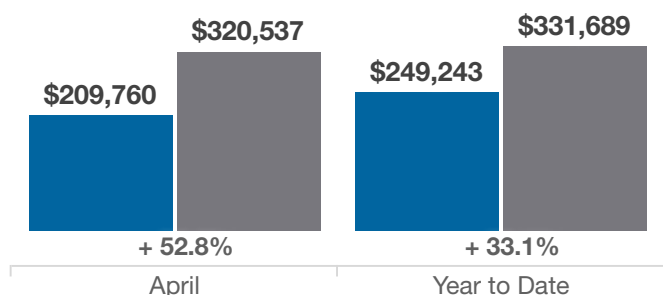


## Northridge Local School District

Delaware, Knox and Licking Counties

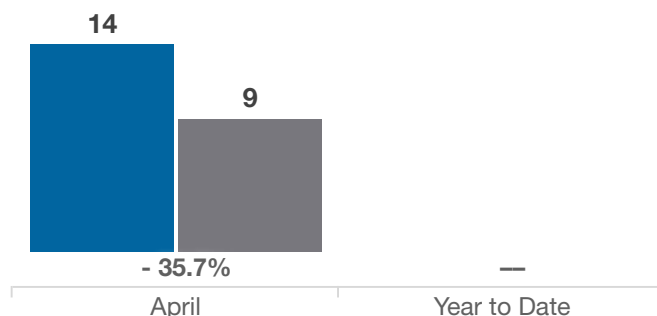
### Average Sales Price

■ 2020 ■ 2021



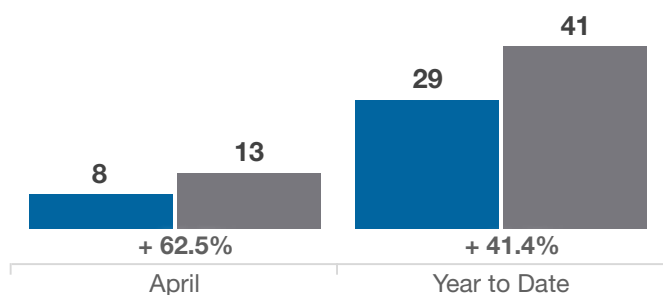
### Inventory of Homes for Sale

■ 2020 ■ 2021



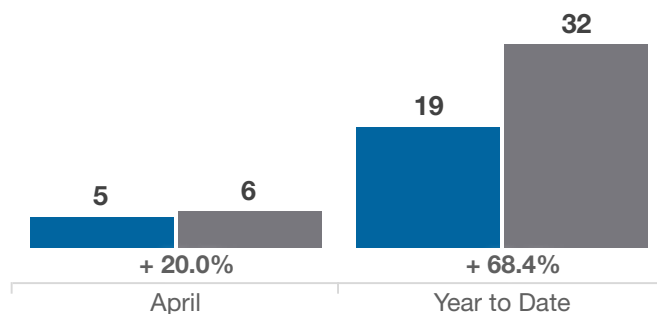
### New Listings

■ 2020 ■ 2021



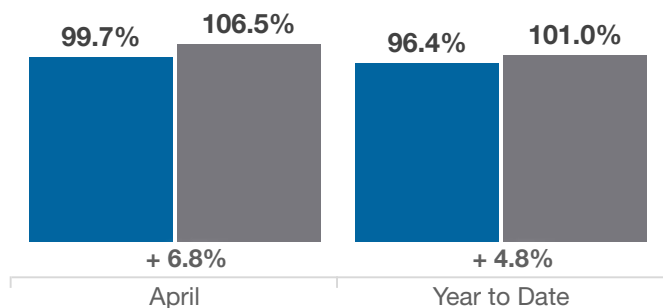
### Single Family Sales

■ 2020 ■ 2021



### Pct. Of Orig. List Price Received

■ 2020 ■ 2021



### Condo Sales

■ 2020 ■ 2021

