

# Local Market Update – April 2021

A RESEARCH TOOL PROVIDED BY THE COLUMBUS REALTORS®  
BASED ON RESIDENTIAL LISTING DATA ONLY



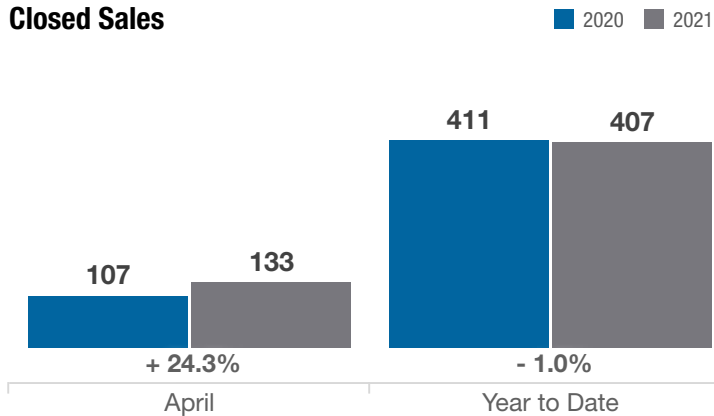
## Olentangy Local School District

Delaware and Franklin Counties

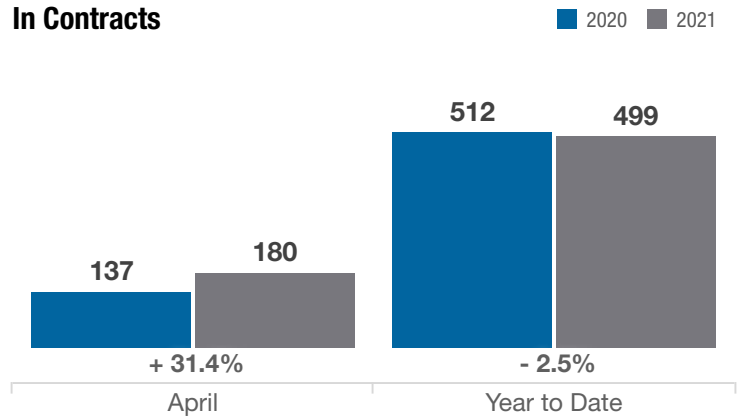
Key Metrics	April			Year to Date		
	2020	2021	% Change	Thru 4-2020	Thru 4-2021	% Change
Closed Sales	107	133	+ 24.3%	411	407	- 1.0%
In Contracts	137	180	+ 31.4%	512	499	- 2.5%
Average Sales Price*	\$386,773	\$466,302	+ 20.6%	\$403,587	\$477,823	+ 18.4%
Median Sales Price*	\$357,990	\$446,575	+ 24.7%	\$365,000	\$441,333	+ 20.9%
Average Price Per Square Foot*	\$158.95	\$186.94	+ 17.6%	\$159.05	\$182.07	+ 14.5%
Percent of Original List Price Received*	98.2%	103.6%	+ 5.5%	97.5%	101.1%	+ 3.7%
Percent of Last List Price Received*	99.3%	103.4%	+ 4.1%	98.9%	101.5%	+ 2.6%
Days on Market Until Sale	45	20	- 55.6%	56	34	- 39.3%
New Listings	146	177	+ 21.2%	609	522	- 14.3%
Median List Price of New Listings	\$415,000	\$443,900	+ 7.0%	\$414,900	\$438,650	+ 5.7%
Median List Price at Time of Sale	\$354,900	\$429,900	+ 21.1%	\$371,900	\$429,900	+ 15.6%
Inventory of Homes for Sale	256	104	- 59.4%	—	—	—
Months Supply of Inventory	1.9	0.7	- 63.2%	—	—	—

\* Does not account for sale concessions and/or downpayment assistance. | Percent changes are calculated using rounded figures and can sometimes look extreme due to small sample size.

### Closed Sales

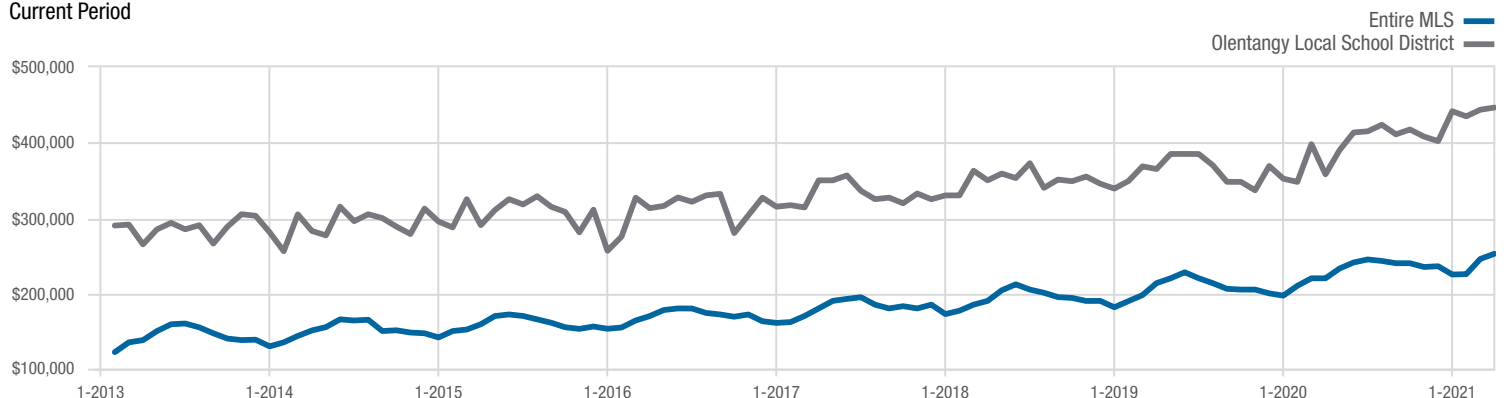


### In Contracts



### Median Sales Price

Current Period



Each data point represents the median sales price in a given month.

# Local Market Update – April 2021

A RESEARCH TOOL PROVIDED BY THE COLUMBUS REALTORS®  
BASED ON RESIDENTIAL LISTING DATA ONLY

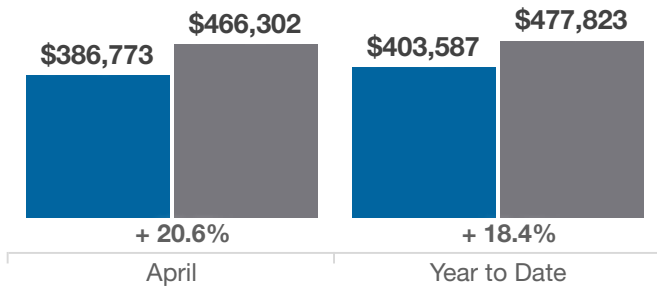


## Olentangy Local School District

Delaware and Franklin Counties

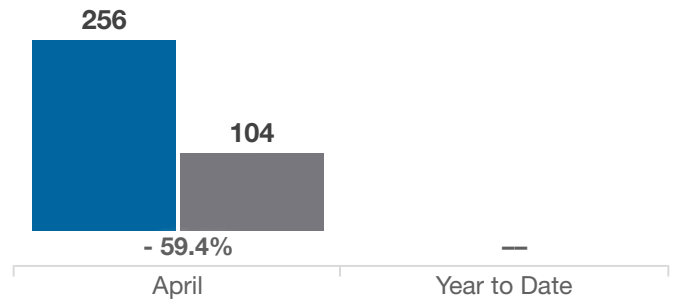
### Average Sales Price

■ 2020 ■ 2021



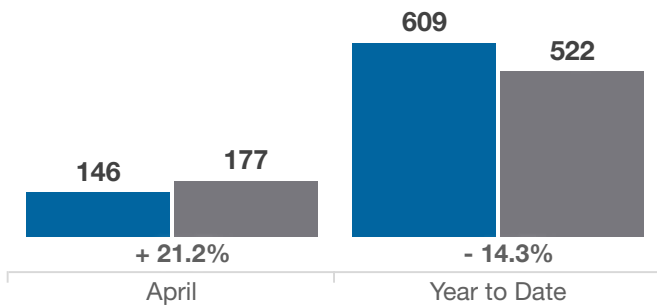
### Inventory of Homes for Sale

■ 2020 ■ 2021



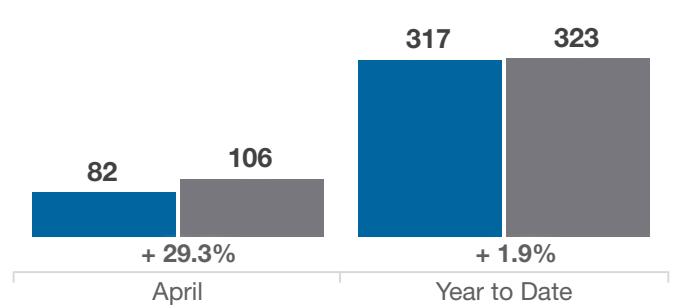
### New Listings

■ 2020 ■ 2021



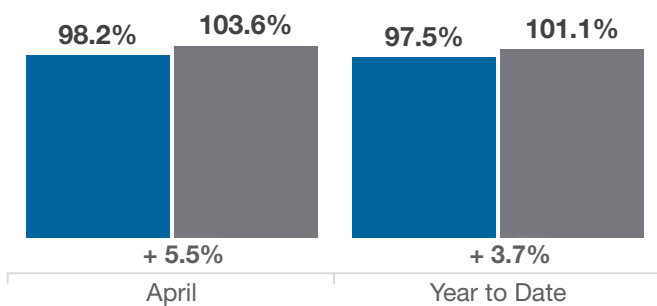
### Single Family Sales

■ 2020 ■ 2021



### Pct. Of Orig. List Price Received

■ 2020 ■ 2021



### Condo Sales

■ 2020 ■ 2021

