

# Local Market Update – April 2021

A RESEARCH TOOL PROVIDED BY THE COLUMBUS REALTORS®  
BASED ON RESIDENTIAL LISTING DATA ONLY



## Pickerington Local School District

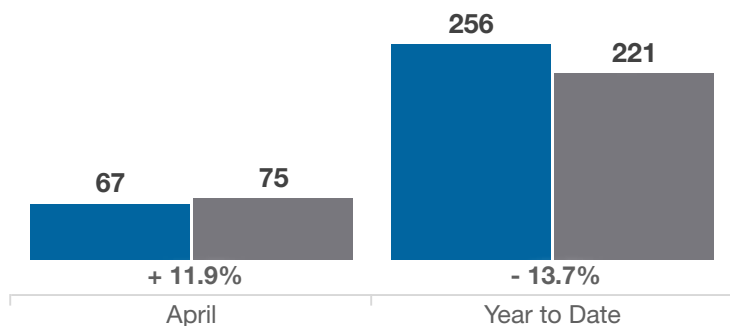
Franklin and Fairfield Counties

Key Metrics	April			Year to Date		
	2020	2021	% Change	Thru 4-2020	Thru 4-2021	% Change
Closed Sales	67	75	+ 11.9%	256	221	- 13.7%
In Contracts	89	107	+ 20.2%	301	290	- 3.7%
Average Sales Price*	\$286,493	\$341,554	+ 19.2%	\$274,630	\$333,280	+ 21.4%
Median Sales Price*	\$287,000	\$331,000	+ 15.3%	\$269,450	\$310,500	+ 15.2%
Average Price Per Square Foot*	\$126.81	\$156.24	+ 23.2%	\$124.88	\$146.43	+ 17.3%
Percent of Original List Price Received*	100.0%	105.4%	+ 5.4%	98.8%	102.9%	+ 4.1%
Percent of Last List Price Received*	100.0%	104.2%	+ 4.2%	99.4%	102.7%	+ 3.3%
Days on Market Until Sale	34	10	- 70.6%	40	16	- 60.0%
New Listings	87	105	+ 20.7%	298	291	- 2.3%
Median List Price of New Listings	\$272,900	\$314,900	+ 15.4%	\$276,750	\$308,000	+ 11.3%
Median List Price at Time of Sale	\$284,900	\$315,000	+ 10.6%	\$269,999	\$299,999	+ 11.1%
Inventory of Homes for Sale	69	32	- 53.6%	—	—	—
Months Supply of Inventory	0.9	0.4	- 55.6%	—	—	—

\* Does not account for sale concessions and/or downpayment assistance. | Percent changes are calculated using rounded figures and can sometimes look extreme due to small sample size.

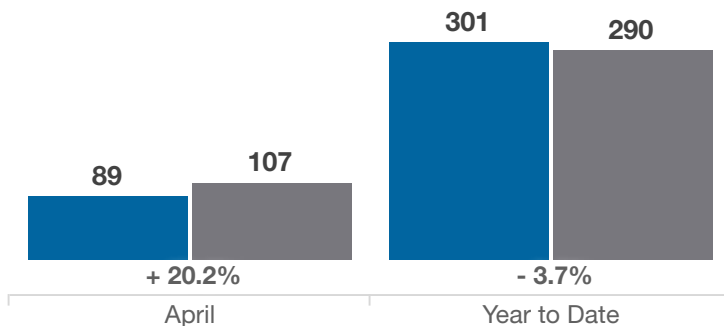
### Closed Sales

■ 2020 ■ 2021



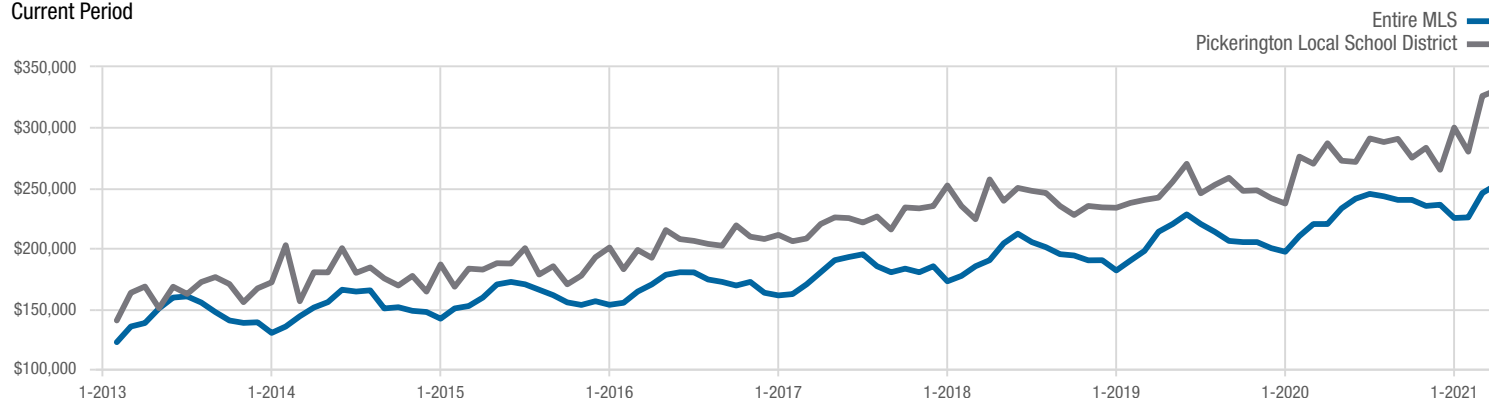
### In Contracts

■ 2020 ■ 2021



### Median Sales Price

Current Period



Each data point represents the median sales price in a given month.

# Local Market Update – April 2021

A RESEARCH TOOL PROVIDED BY THE COLUMBUS REALTORS®  
BASED ON RESIDENTIAL LISTING DATA ONLY

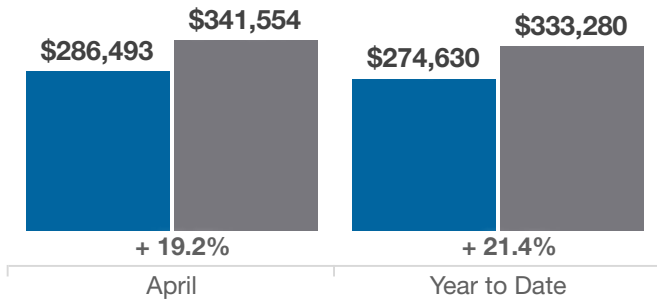


## Pickerington Local School District

Franklin and Fairfield Counties

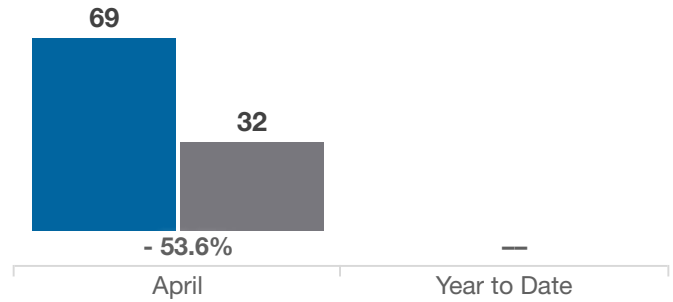
### Average Sales Price

■ 2020 ■ 2021



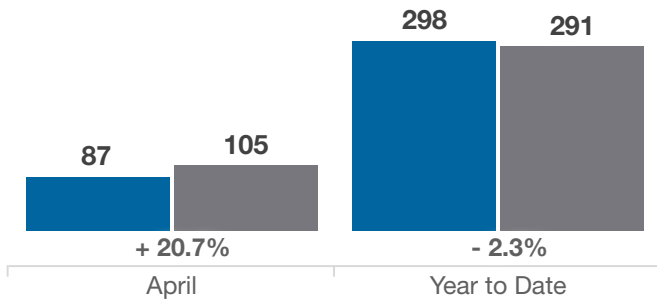
### Inventory of Homes for Sale

■ 2020 ■ 2021



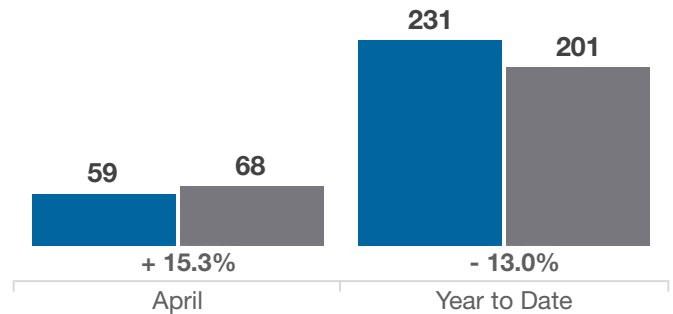
### New Listings

■ 2020 ■ 2021



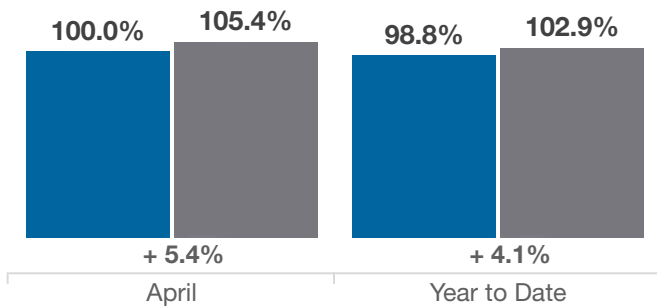
### Single Family Sales

■ 2020 ■ 2021



### Pct. Of Orig. List Price Received

■ 2020 ■ 2021



### Condo Sales

■ 2020 ■ 2021

