

Local Market Update – April 2021

A RESEARCH TOOL PROVIDED BY THE COLUMBUS REALTORS®
BASED ON RESIDENTIAL LISTING DATA ONLY



South-Western City School District (Grove City)

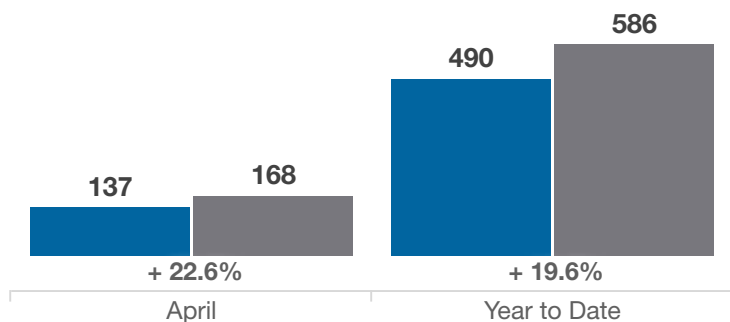
Franklin and Pickaway Counties

Key Metrics	April			Year to Date		
	2020	2021	% Change	Thru 4-2020	Thru 4-2021	% Change
Closed Sales	137	168	+ 22.6%	490	586	+ 19.6%
In Contracts	204	222	+ 8.8%	609	670	+ 10.0%
Average Sales Price*	\$199,928	\$245,786	+ 22.9%	\$201,229	\$241,745	+ 20.1%
Median Sales Price*	\$190,000	\$230,000	+ 21.1%	\$191,750	\$221,000	+ 15.3%
Average Price Per Square Foot*	\$125.48	\$152.06	+ 21.2%	\$125.79	\$148.57	+ 18.1%
Percent of Original List Price Received*	99.1%	105.1%	+ 6.1%	98.7%	102.5%	+ 3.9%
Percent of Last List Price Received*	99.8%	104.4%	+ 4.6%	99.7%	102.5%	+ 2.8%
Days on Market Until Sale	15	9	- 40.0%	23	13	- 43.5%
New Listings	177	197	+ 11.3%	636	695	+ 9.3%
Median List Price of New Listings	\$203,450	\$239,900	+ 17.9%	\$199,450	\$229,250	+ 14.9%
Median List Price at Time of Sale	\$184,900	\$217,000	+ 17.4%	\$190,450	\$215,000	+ 12.9%
Inventory of Homes for Sale	115	88	- 23.5%	—	—	—
Months Supply of Inventory	0.7	0.5	- 28.6%	—	—	—

* Does not account for sale concessions and/or downpayment assistance. | Percent changes are calculated using rounded figures and can sometimes look extreme due to small sample size.

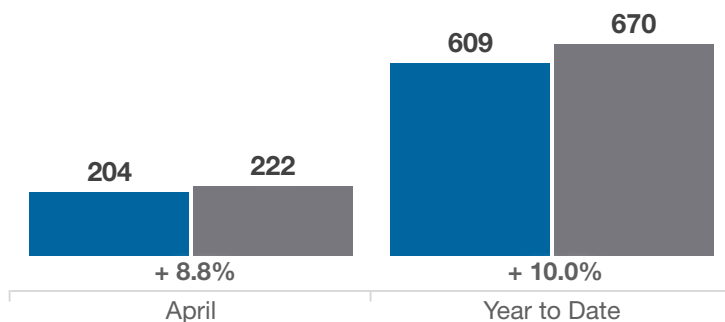
Closed Sales

■ 2020 ■ 2021



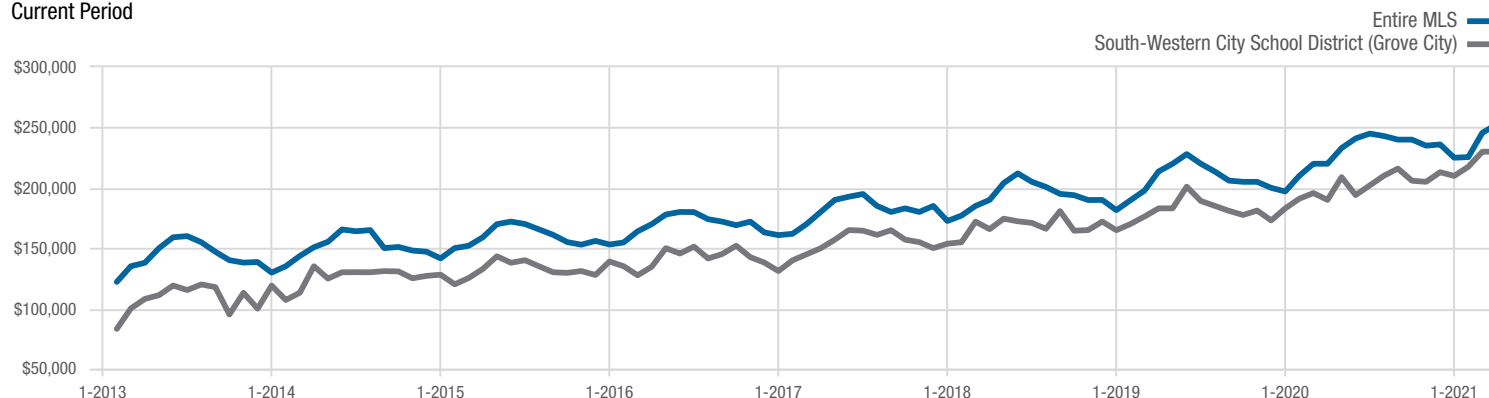
In Contracts

■ 2020 ■ 2021



Median Sales Price

Current Period



Each data point represents the median sales price in a given month.

Local Market Update – April 2021

A RESEARCH TOOL PROVIDED BY THE COLUMBUS REALTORS®
BASED ON RESIDENTIAL LISTING DATA ONLY

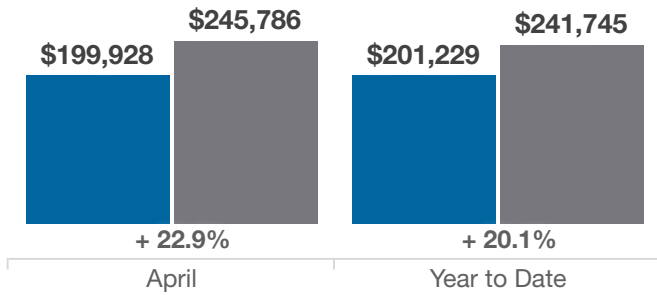


South-Western City School District (Grove City)

Franklin and Pickaway Counties

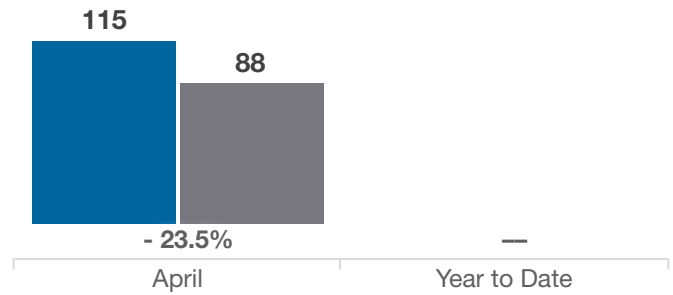
Average Sales Price

■ 2020 ■ 2021



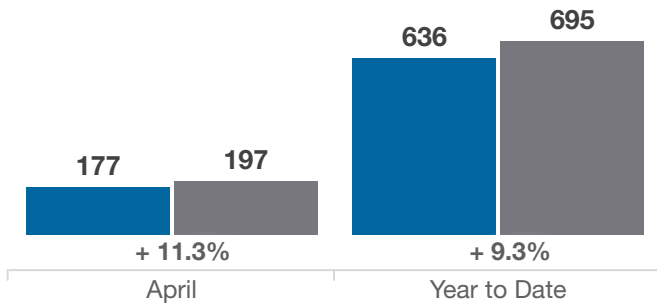
Inventory of Homes for Sale

■ 2020 ■ 2021



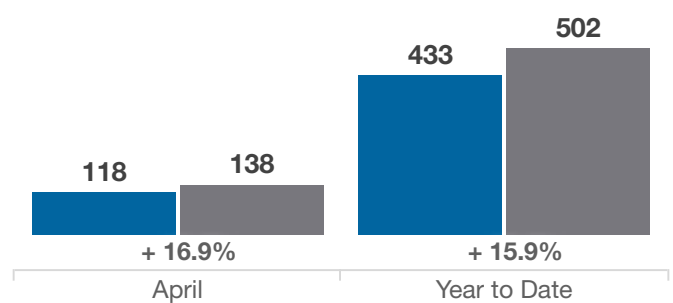
New Listings

■ 2020 ■ 2021



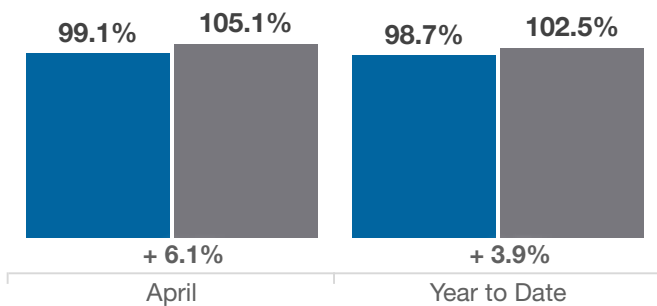
Single Family Sales

■ 2020 ■ 2021



Pct. Of Orig. List Price Received

■ 2020 ■ 2021



Condo Sales

■ 2020 ■ 2021

