

Local Market Update – April 2021

A RESEARCH TOOL PROVIDED BY THE COLUMBUS REALTORS®
BASED ON RESIDENTIAL LISTING DATA ONLY



Washington Court House City School District

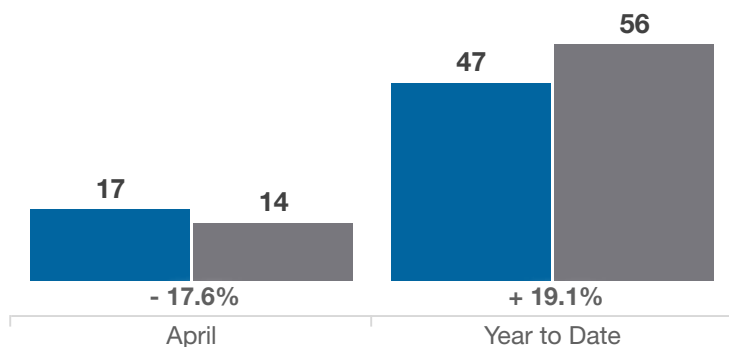
Fayette County

Key Metrics	April			Year to Date		
	2020	2021	% Change	Thru 4-2020	Thru 4-2021	% Change
Closed Sales	17	14	- 17.6%	47	56	+ 19.1%
In Contracts	25	13	- 48.0%	60	61	+ 1.7%
Average Sales Price*	\$162,921	\$140,814	- 13.6%	\$126,731	\$155,181	+ 22.4%
Median Sales Price*	\$139,900	\$138,000	- 1.4%	\$110,000	\$139,000	+ 26.4%
Average Price Per Square Foot*	\$95.25	\$95.79	+ 0.6%	\$80.42	\$97.21	+ 20.9%
Percent of Original List Price Received*	100.2%	102.8%	+ 2.6%	97.9%	99.9%	+ 2.0%
Percent of Last List Price Received*	100.2%	102.7%	+ 2.5%	99.7%	100.3%	+ 0.6%
Days on Market Until Sale	22	34	+ 54.5%	33	36	+ 9.1%
New Listings	32	13	- 59.4%	81	56	- 30.9%
Median List Price of New Listings	\$149,900	\$169,900	+ 13.3%	\$118,900	\$139,900	+ 17.7%
Median List Price at Time of Sale	\$139,900	\$138,250	- 1.2%	\$109,900	\$139,900	+ 27.3%
Inventory of Homes for Sale	38	17	- 55.3%	—	—	—
Months Supply of Inventory	2.6	1.1	- 57.7%	—	—	—

* Does not account for sale concessions and/or downpayment assistance. | Percent changes are calculated using rounded figures and can sometimes look extreme due to small sample size.

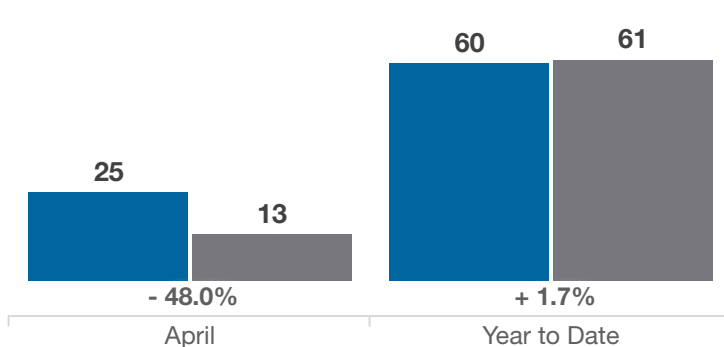
Closed Sales

■ 2020 ■ 2021



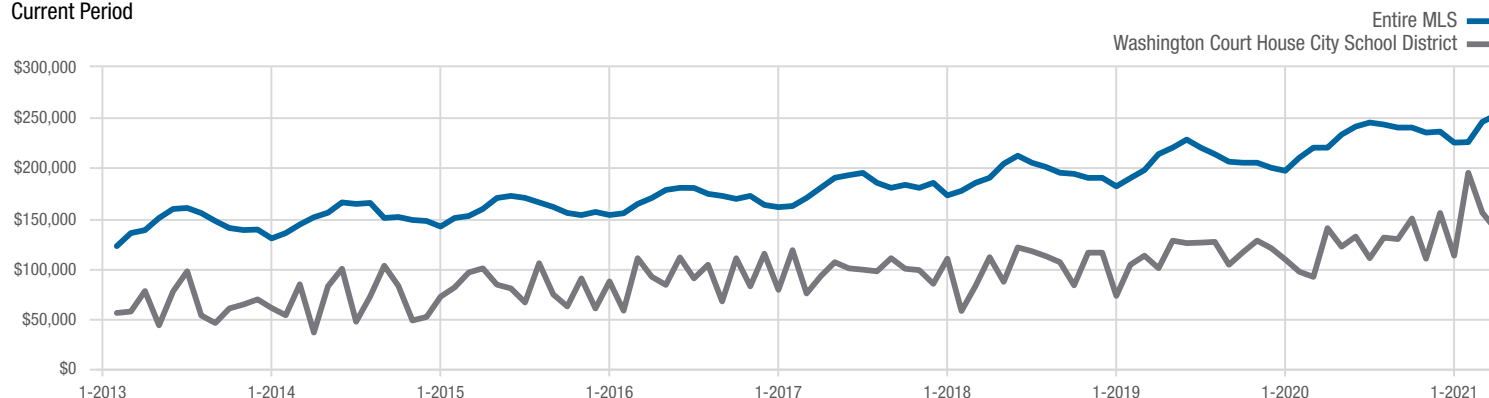
In Contracts

■ 2020 ■ 2021



Median Sales Price

Current Period



Each data point represents the median sales price in a given month.

Local Market Update – April 2021

A RESEARCH TOOL PROVIDED BY THE COLUMBUS REALTORS®
BASED ON RESIDENTIAL LISTING DATA ONLY

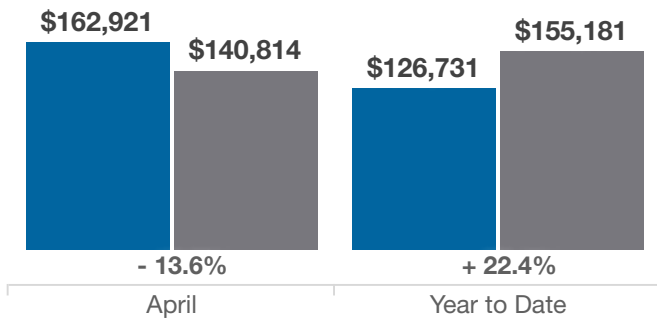


Washington Court House City School District

Fayette County

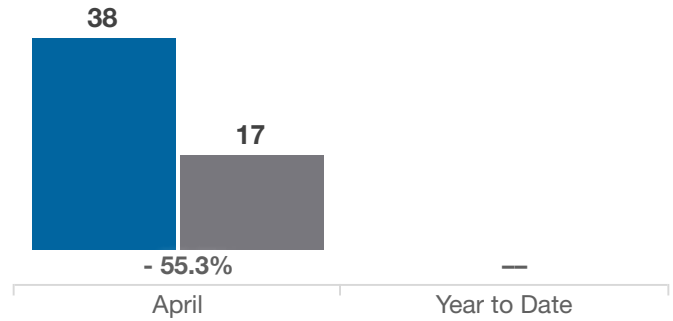
Average Sales Price

■ 2020 ■ 2021



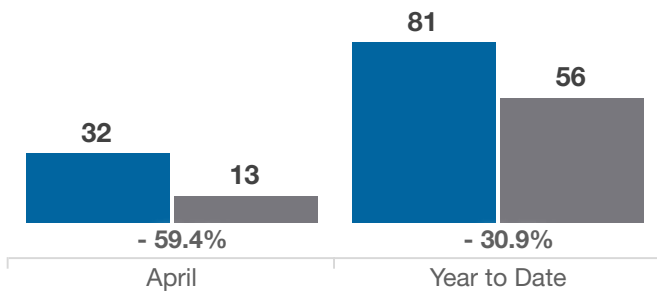
Inventory of Homes for Sale

■ 2020 ■ 2021



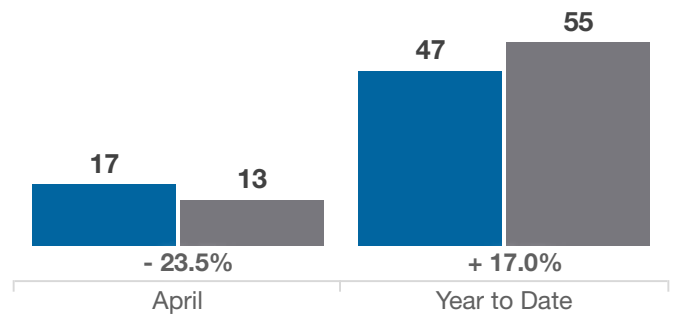
New Listings

■ 2020 ■ 2021



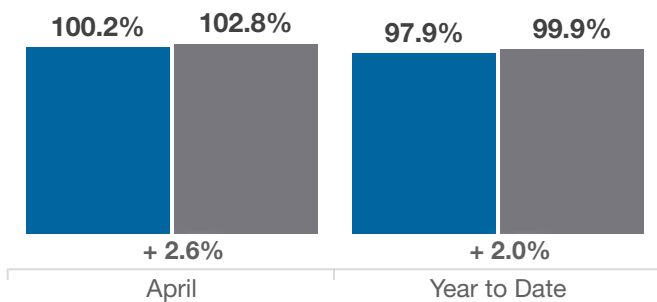
Single Family Sales

■ 2020 ■ 2021



Pct. Of Orig. List Price Received

■ 2020 ■ 2021



Condo Sales

■ 2020 ■ 2021

