

Local Market Update – April 2021

A RESEARCH TOOL PROVIDED BY THE COLUMBUS REALTORS®
BASED ON RESIDENTIAL LISTING DATA ONLY



Whitehall (Corp.)

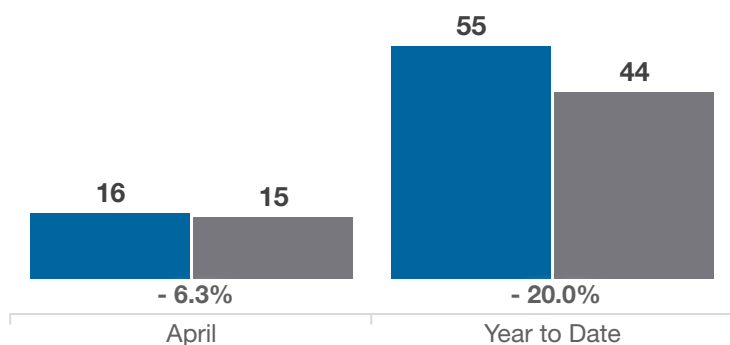
Franklin County

Key Metrics	April			Year to Date		
	2020	2021	% Change	Thru 4-2020	Thru 4-2021	% Change
Closed Sales	16	15	- 6.3%	55	44	- 20.0%
In Contracts	11	19	+ 72.7%	55	57	+ 3.6%
Average Sales Price*	\$131,763	\$175,033	+ 32.8%	\$120,789	\$154,734	+ 28.1%
Median Sales Price*	\$127,250	\$165,000	+ 29.7%	\$118,000	\$144,000	+ 22.0%
Average Price Per Square Foot*	\$107.52	\$133.66	+ 24.3%	\$100.88	\$122.88	+ 21.8%
Percent of Original List Price Received*	98.8%	102.5%	+ 3.7%	97.5%	100.5%	+ 3.1%
Percent of Last List Price Received*	100.2%	102.3%	+ 2.1%	99.2%	100.7%	+ 1.5%
Days on Market Until Sale	29	13	- 55.2%	30	17	- 43.3%
New Listings	11	20	+ 81.8%	56	53	- 5.4%
Median List Price of New Listings	\$109,000	\$134,900	+ 23.8%	\$124,900	\$144,450	+ 15.7%
Median List Price at Time of Sale	\$127,450	\$159,900	+ 25.5%	\$119,900	\$145,450	+ 21.3%
Inventory of Homes for Sale	14	7	- 50.0%	—	—	—
Months Supply of Inventory	1.0	0.5	- 50.0%	—	—	—

* Does not account for sale concessions and/or downpayment assistance. | Percent changes are calculated using rounded figures and can sometimes look extreme due to small sample size.

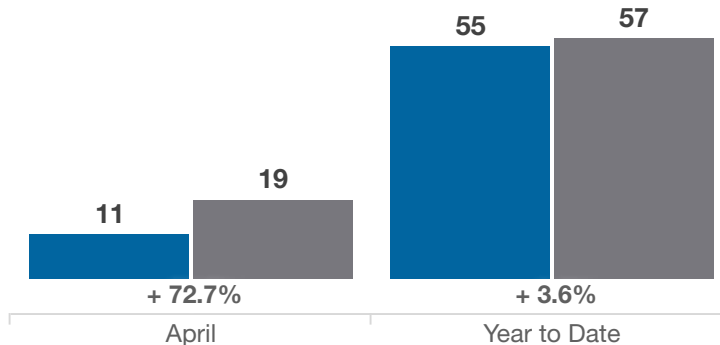
Closed Sales

■ 2020 ■ 2021



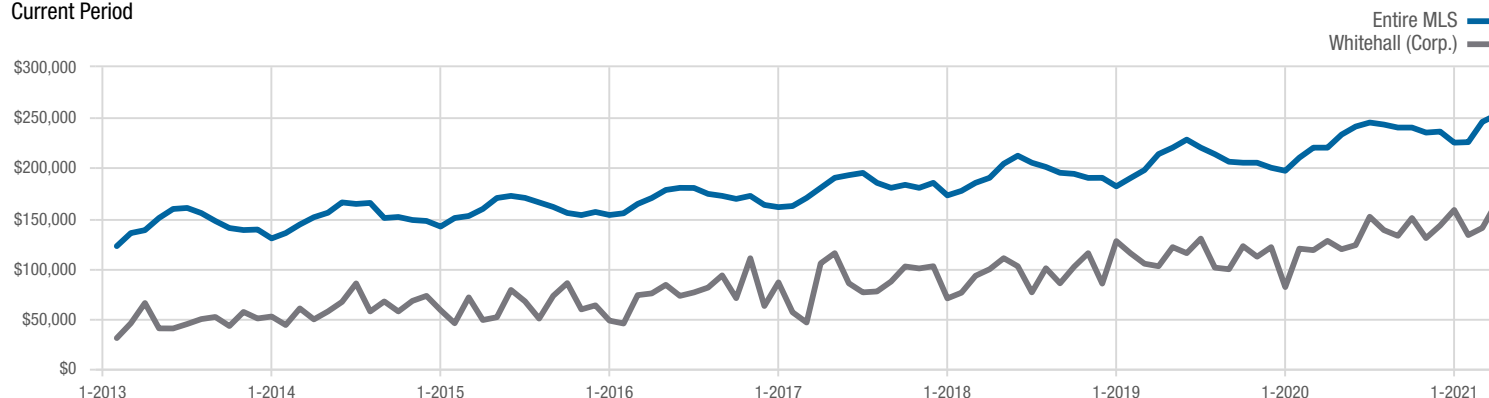
In Contracts

■ 2020 ■ 2021



Median Sales Price

Current Period



Each data point represents the median sales price in a given month.

Local Market Update – April 2021

A RESEARCH TOOL PROVIDED BY THE COLUMBUS REALTORS®
BASED ON RESIDENTIAL LISTING DATA ONLY

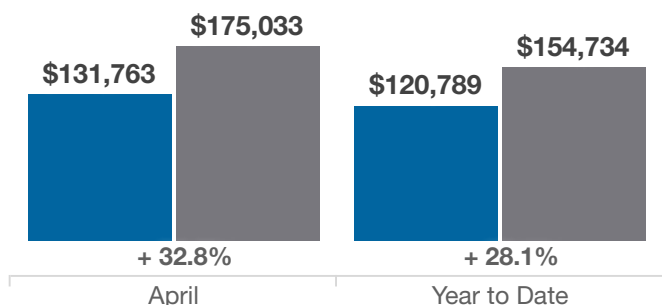


Whitehall (Corp.)

Franklin County

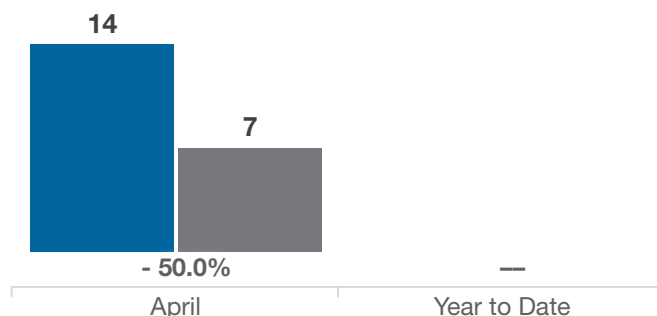
Average Sales Price

■ 2020 ■ 2021



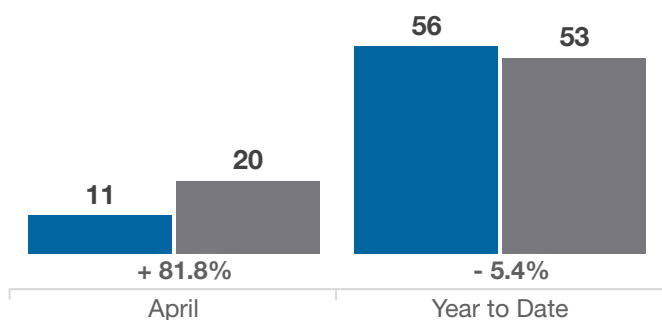
Inventory of Homes for Sale

■ 2020 ■ 2021



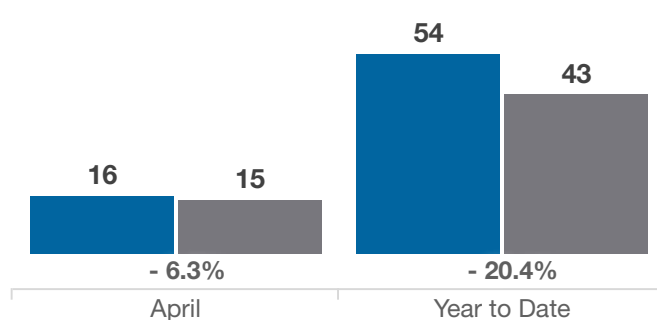
New Listings

■ 2020 ■ 2021



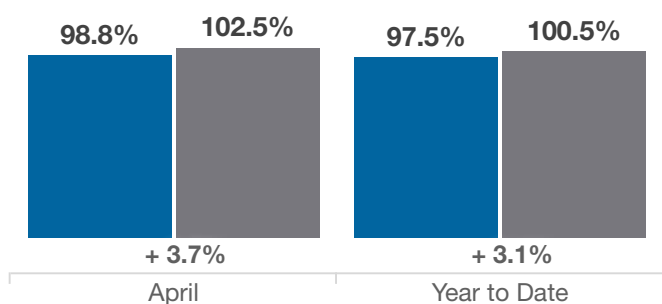
Single Family Sales

■ 2020 ■ 2021



Pct. Of Orig. List Price Received

■ 2020 ■ 2021



Condo Sales

■ 2020 ■ 2021

