

Local Market Update – April 2021

A RESEARCH TOOL PROVIDED BY THE COLUMBUS REALTORS®
BASED ON RESIDENTIAL LISTING DATA ONLY



Worthington (Corp.)

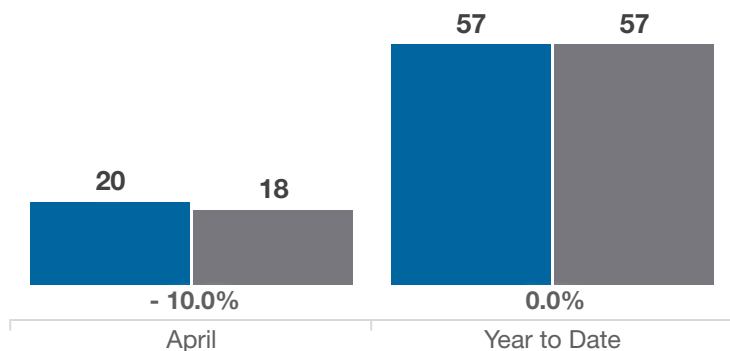
Franklin County

Key Metrics	April			Year to Date		
	2020	2021	% Change	Thru 4-2020	Thru 4-2021	% Change
Closed Sales	20	18	- 10.0%	57	57	0.0%
In Contracts	20	26	+ 30.0%	67	67	0.0%
Average Sales Price*	\$306,717	\$386,650	+ 26.1%	\$331,017	\$369,146	+ 11.5%
Median Sales Price*	\$293,750	\$409,250	+ 39.3%	\$297,000	\$375,000	+ 26.3%
Average Price Per Square Foot*	\$198.18	\$228.28	+ 15.2%	\$192.33	\$215.20	+ 11.9%
Percent of Original List Price Received*	100.6%	107.3%	+ 6.7%	99.8%	103.3%	+ 3.5%
Percent of Last List Price Received*	101.5%	106.6%	+ 5.0%	100.4%	103.6%	+ 3.2%
Days on Market Until Sale	16	5	- 68.8%	17	13	- 23.5%
New Listings	22	38	+ 72.7%	75	82	+ 9.3%
Median List Price of New Listings	\$367,500	\$441,400	+ 20.1%	\$314,500	\$392,400	+ 24.8%
Median List Price at Time of Sale	\$307,000	\$376,950	+ 22.8%	\$299,900	\$365,000	+ 21.7%
Inventory of Homes for Sale	17	18	+ 5.9%	—	—	—
Months Supply of Inventory	0.9	1.0	+ 11.1%	—	—	—

* Does not account for sale concessions and/or downpayment assistance. | Percent changes are calculated using rounded figures and can sometimes look extreme due to small sample size.

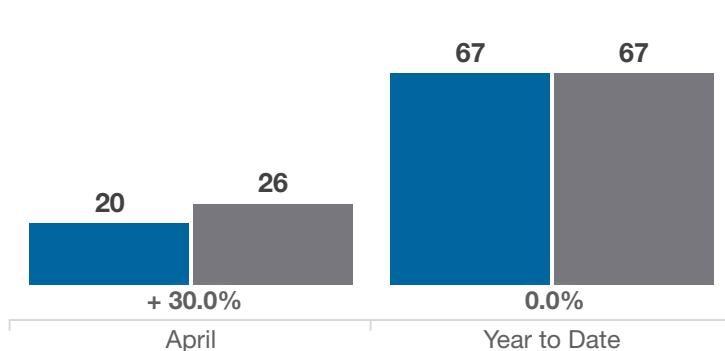
Closed Sales

■ 2020 ■ 2021



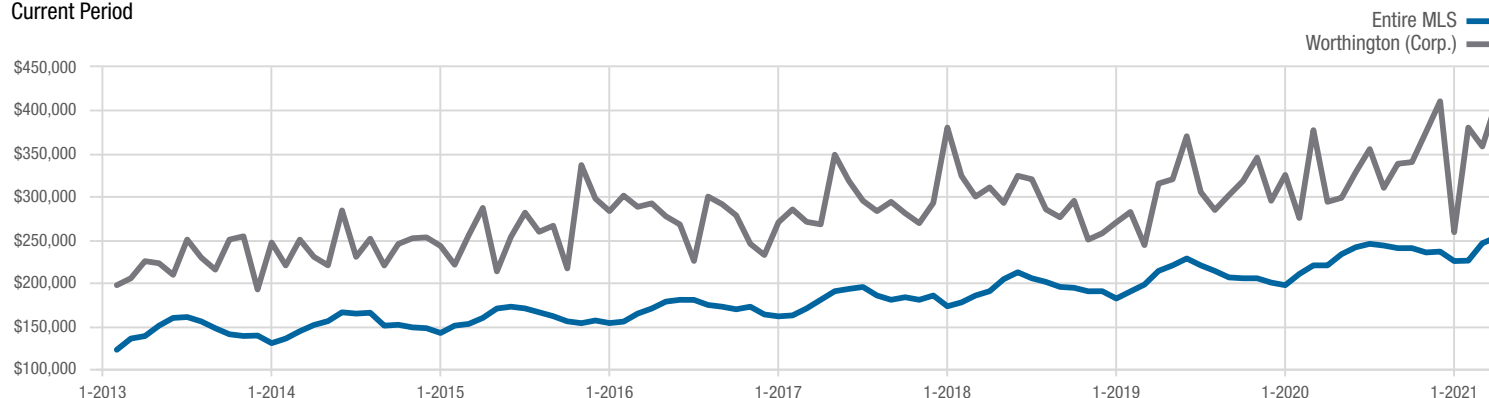
In Contracts

■ 2020 ■ 2021



Median Sales Price

Current Period



Each data point represents the median sales price in a given month.

Local Market Update – April 2021

A RESEARCH TOOL PROVIDED BY THE COLUMBUS REALTORS®
BASED ON RESIDENTIAL LISTING DATA ONLY

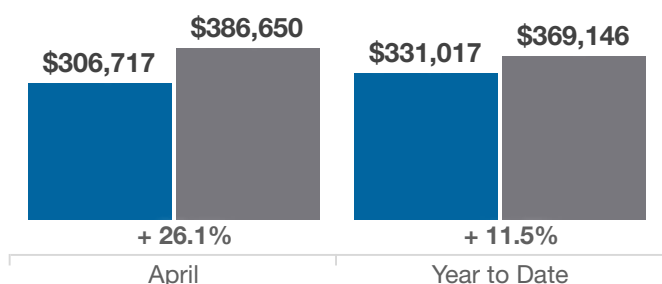


Worthington (Corp.)

Franklin County

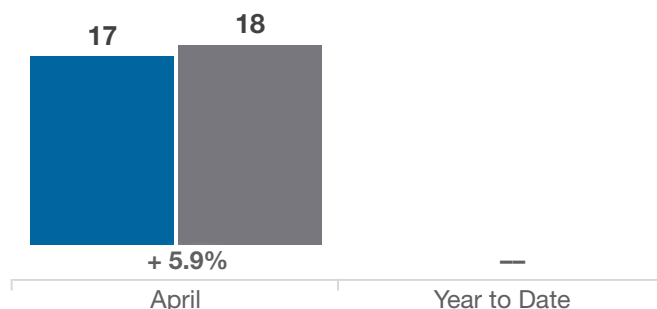
Average Sales Price

■ 2020 ■ 2021



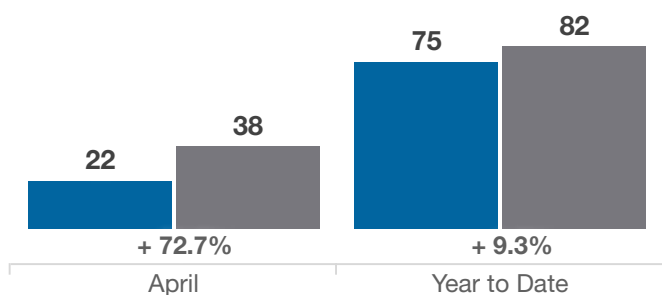
Inventory of Homes for Sale

■ 2020 ■ 2021



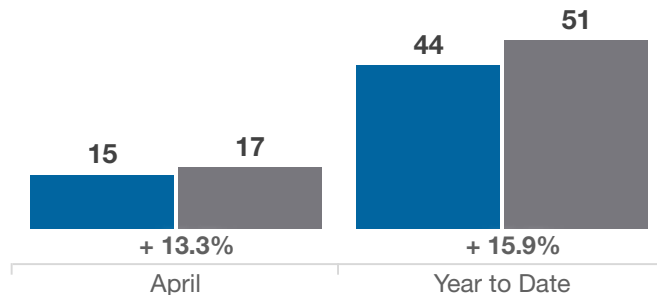
New Listings

■ 2020 ■ 2021



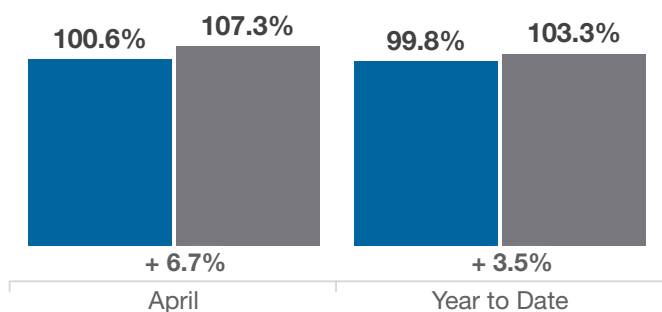
Single Family Sales

■ 2020 ■ 2021



Pct. Of Orig. List Price Received

■ 2020 ■ 2021



Condo Sales

■ 2020 ■ 2021

