

Local Market Update – June 2021

A RESEARCH TOOL PROVIDED BY THE COLUMBUS REALTORS®
BASED ON RESIDENTIAL LISTING DATA ONLY



Big Walnut Local School District

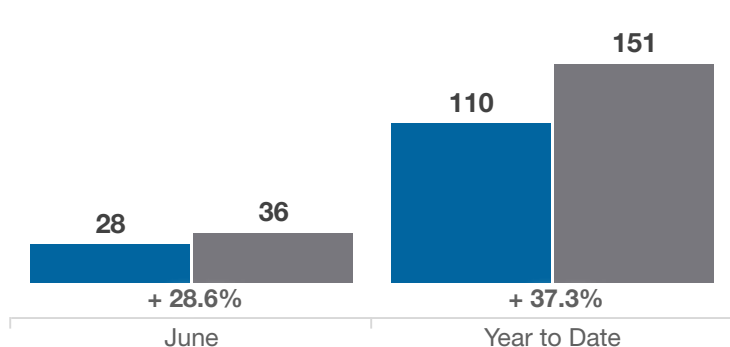
Delaware County

Key Metrics	June			Year to Date		
	2020	2021	% Change	Thru 6-2020	Thru 6-2021	% Change
Closed Sales	28	36	+ 28.6%	110	151	+ 37.3%
In Contracts	50	59	+ 18.0%	153	188	+ 22.9%
Average Sales Price*	\$385,209	\$530,127	+ 37.6%	\$386,899	\$445,516	+ 15.2%
Median Sales Price*	\$353,950	\$472,500	+ 33.5%	\$358,000	\$385,000	+ 7.5%
Average Price Per Square Foot*	\$184.17	\$208.06	+ 13.0%	\$172.23	\$191.42	+ 11.1%
Percent of Original List Price Received*	98.5%	101.1%	+ 2.6%	97.5%	101.0%	+ 3.6%
Percent of Last List Price Received*	99.8%	102.0%	+ 2.2%	99.2%	101.7%	+ 2.5%
Days on Market Until Sale	50	10	- 80.0%	70	24	- 65.7%
New Listings	44	51	+ 15.9%	175	190	+ 8.6%
Median List Price of New Listings	\$384,900	\$447,052	+ 16.1%	\$379,900	\$424,660	+ 11.8%
Median List Price at Time of Sale	\$354,950	\$457,500	+ 28.9%	\$365,000	\$375,000	+ 2.7%
Inventory of Homes for Sale	55	23	- 58.2%	—	—	—
Months Supply of Inventory	2.3	0.7	- 69.6%	—	—	—

* Does not account for sale concessions and/or downpayment assistance. | Percent changes are calculated using rounded figures and can sometimes look extreme due to small sample size.

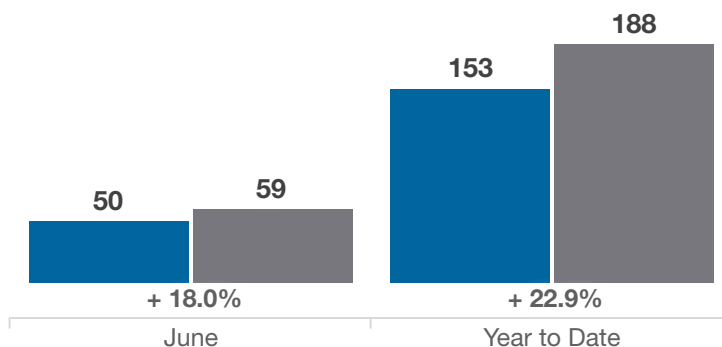
Closed Sales

■ 2020 ■ 2021



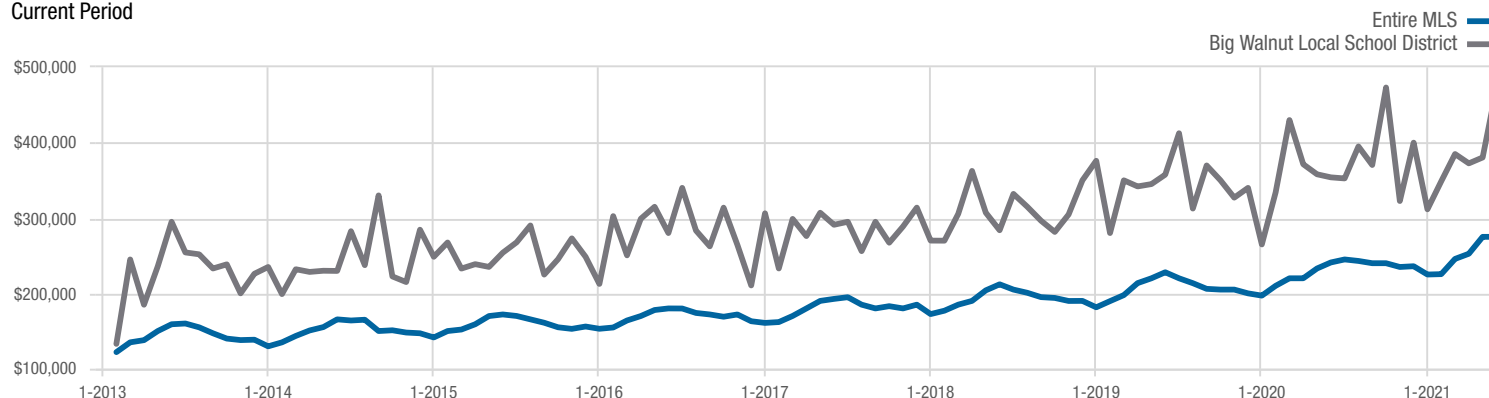
In Contracts

■ 2020 ■ 2021



Median Sales Price

Current Period



Each data point represents the median sales price in a given month.

Local Market Update – June 2021

A RESEARCH TOOL PROVIDED BY THE COLUMBUS REALTORS®
BASED ON RESIDENTIAL LISTING DATA ONLY

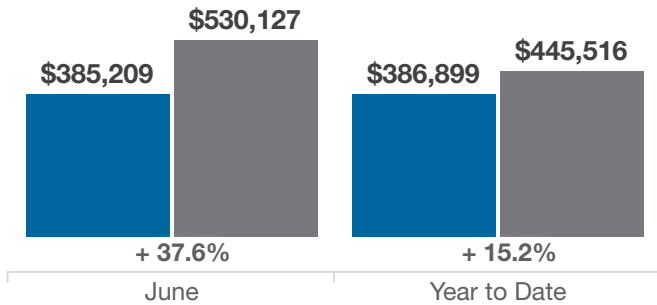


Big Walnut Local School District

Delaware County

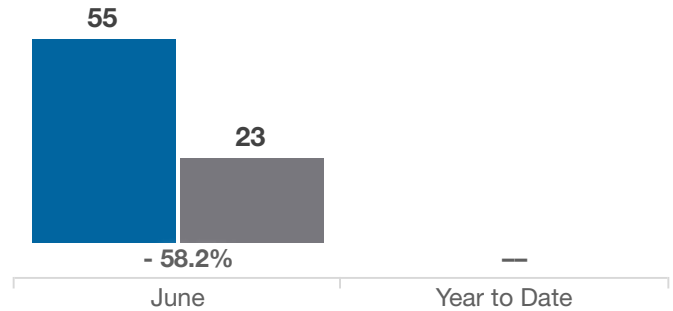
Average Sales Price

■ 2020 ■ 2021



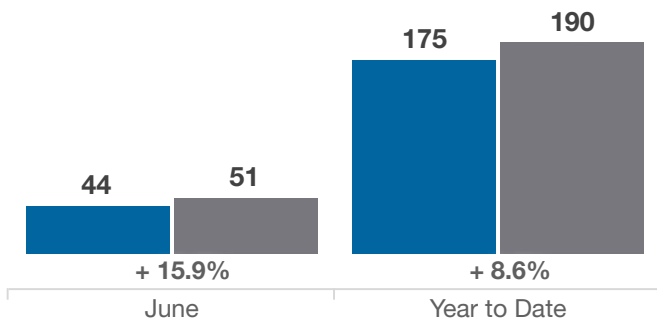
Inventory of Homes for Sale

■ 2020 ■ 2021



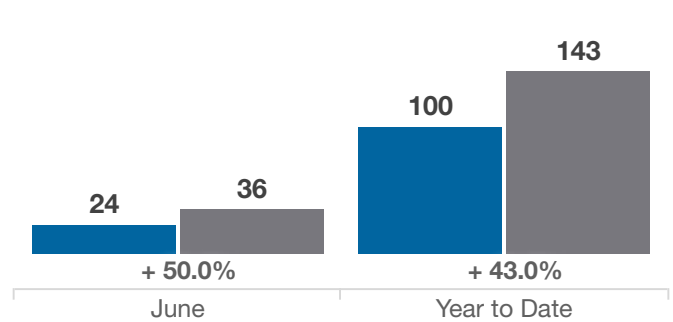
New Listings

■ 2020 ■ 2021



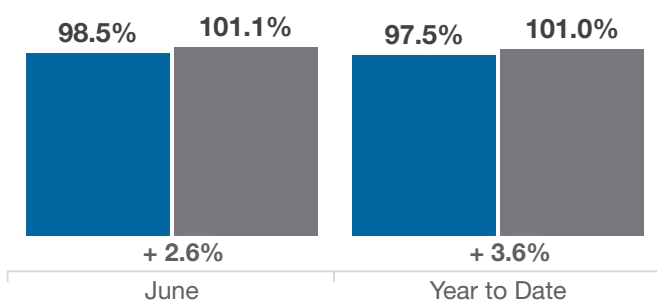
Single Family Sales

■ 2020 ■ 2021



Pct. Of Orig. List Price Received

■ 2020 ■ 2021



Condo Sales

■ 2020 ■ 2021

