

# Local Market Update – June 2021

A RESEARCH TOOL PROVIDED BY THE COLUMBUS REALTORS®  
BASED ON RESIDENTIAL LISTING DATA ONLY



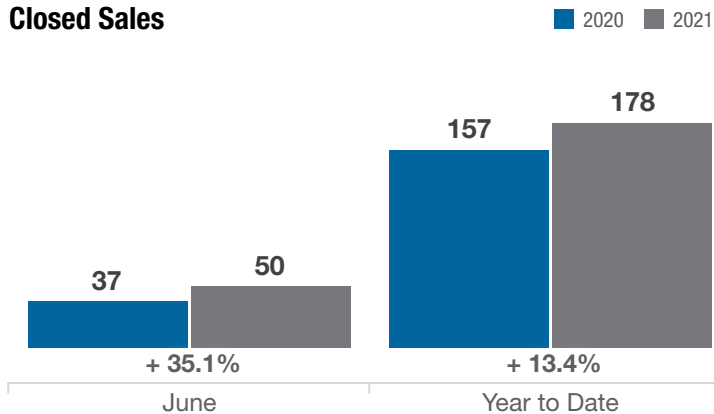
## Canal Winchester City School District

Franklin and Fairfield Counties

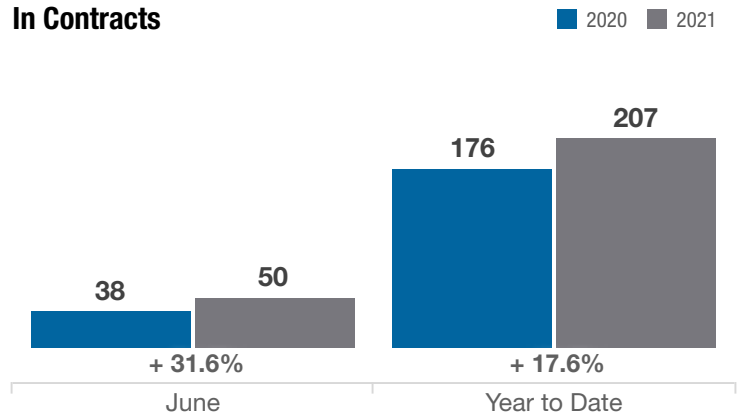
Key Metrics	June			Year to Date		
	2020	2021	% Change	Thru 6-2020	Thru 6-2021	% Change
Closed Sales	37	50	+ 35.1%	157	178	+ 13.4%
In Contracts	38	50	+ 31.6%	176	207	+ 17.6%
Average Sales Price*	\$274,895	\$321,407	+ 16.9%	\$255,183	\$289,915	+ 13.6%
Median Sales Price*	\$240,000	\$304,554	+ 26.9%	\$239,900	\$273,180	+ 13.9%
Average Price Per Square Foot*	\$137.70	\$162.08	+ 17.7%	\$132.05	\$149.94	+ 13.5%
Percent of Original List Price Received*	99.5%	104.8%	+ 5.3%	98.5%	104.0%	+ 5.6%
Percent of Last List Price Received*	99.9%	104.2%	+ 4.3%	98.9%	103.5%	+ 4.7%
Days on Market Until Sale	17	5	- 70.6%	34	6	- 82.4%
New Listings	33	47	+ 42.4%	169	218	+ 29.0%
Median List Price of New Listings	\$247,475	\$300,000	+ 21.2%	\$239,900	\$279,900	+ 16.7%
Median List Price at Time of Sale	\$239,900	\$297,415	+ 24.0%	\$236,900	\$259,950	+ 9.7%
Inventory of Homes for Sale	20	14	- 30.0%	—	—	—
Months Supply of Inventory	0.7	0.4	- 42.9%	—	—	—

\* Does not account for sale concessions and/or downpayment assistance. | Percent changes are calculated using rounded figures and can sometimes look extreme due to small sample size.

### Closed Sales

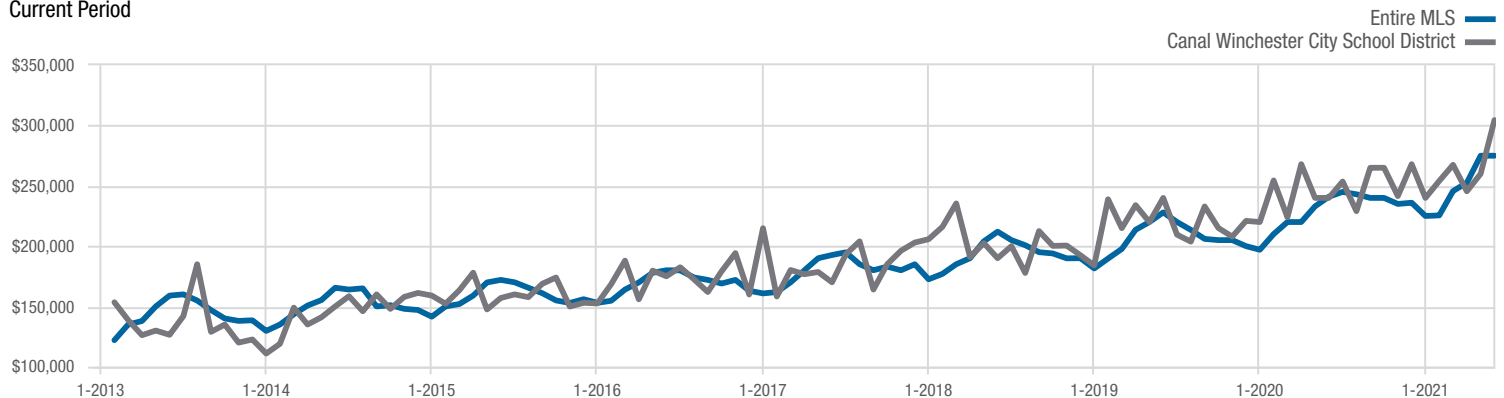


### In Contracts



### Median Sales Price

Current Period



Each data point represents the median sales price in a given month.

# Local Market Update – June 2021

A RESEARCH TOOL PROVIDED BY THE COLUMBUS REALTORS®  
BASED ON RESIDENTIAL LISTING DATA ONLY

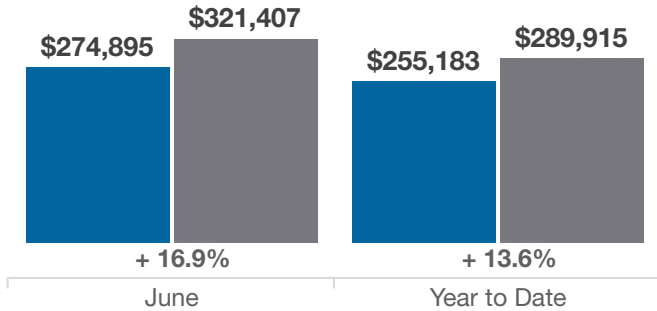


## Canal Winchester City School District

Franklin and Fairfield Counties

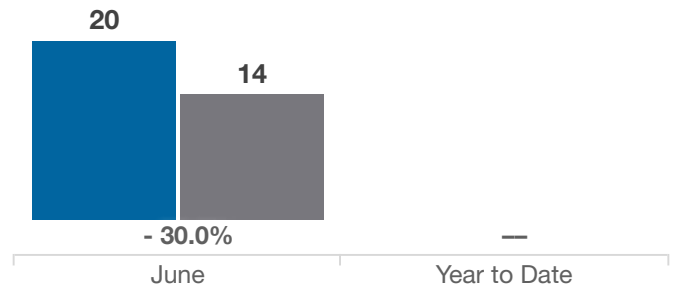
### Average Sales Price

■ 2020 ■ 2021



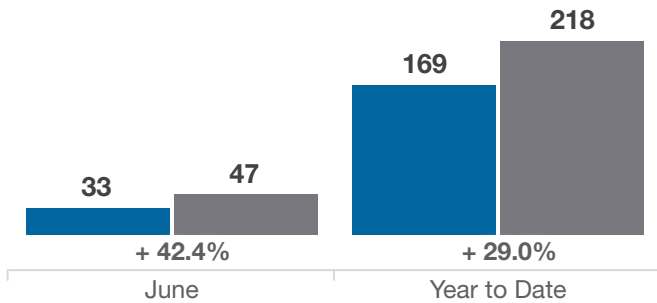
### Inventory of Homes for Sale

■ 2020 ■ 2021



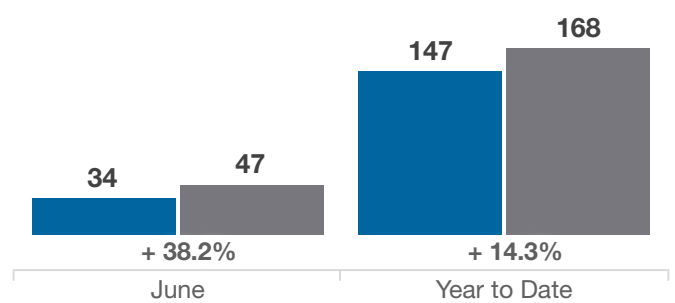
### New Listings

■ 2020 ■ 2021



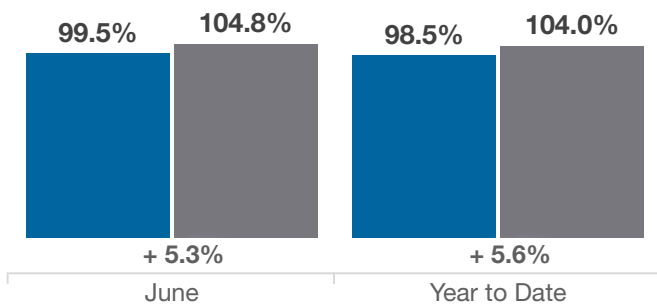
### Single Family Sales

■ 2020 ■ 2021



### Pct. Of Orig. List Price Received

■ 2020 ■ 2021



### Condo Sales

■ 2020 ■ 2021

