

# Local Market Update – June 2021

A RESEARCH TOOL PROVIDED BY THE COLUMBUS REALTORS®  
BASED ON RESIDENTIAL LISTING DATA ONLY



## Columbus (Corp.)

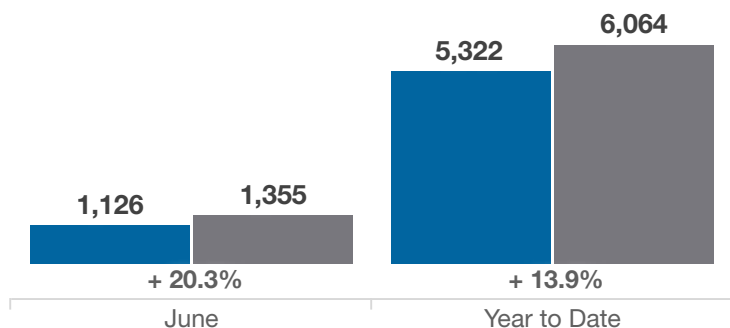
Franklin, Fairfield and Delaware Counties

Key Metrics	June			Year to Date		
	2020	2021	% Change	Thru 6-2020	Thru 6-2021	% Change
Closed Sales	1,126	1,355	+ 20.3%	5,322	6,064	+ 13.9%
In Contracts	1,419	1,473	+ 3.8%	6,182	6,713	+ 8.6%
Average Sales Price*	\$223,303	\$260,433	+ 16.6%	\$209,934	\$245,253	+ 16.8%
Median Sales Price*	\$205,000	\$240,000	+ 17.1%	\$192,000	\$225,000	+ 17.2%
Average Price Per Square Foot*	\$148.12	\$173.55	+ 17.2%	\$139.80	\$165.08	+ 18.1%
Percent of Original List Price Received*	100.0%	105.3%	+ 5.3%	98.7%	103.2%	+ 4.6%
Percent of Last List Price Received*	100.5%	105.2%	+ 4.7%	99.7%	103.4%	+ 3.7%
Days on Market Until Sale	21	9	- 57.1%	25	15	- 40.0%
New Listings	1,265	1,450	+ 14.6%	6,368	7,134	+ 12.0%
Median List Price of New Listings	\$205,000	\$235,000	+ 14.6%	\$196,000	\$224,894	+ 14.7%
Median List Price at Time of Sale	\$199,999	\$225,500	+ 12.8%	\$189,900	\$215,450	+ 13.5%
Inventory of Homes for Sale	819	788	- 3.8%	—	—	—
Months Supply of Inventory	0.8	0.7	- 12.5%	—	—	—

\* Does not account for sale concessions and/or downpayment assistance. | Percent changes are calculated using rounded figures and can sometimes look extreme due to small sample size.

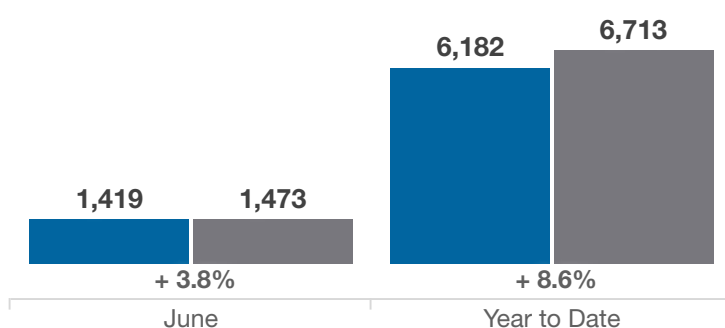
### Closed Sales

■ 2020 ■ 2021



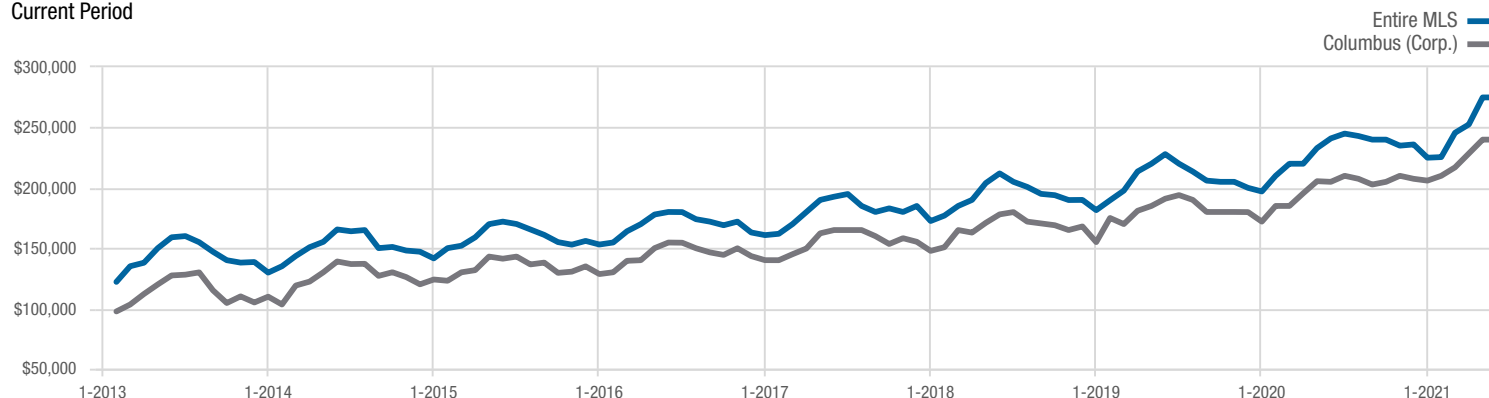
### In Contracts

■ 2020 ■ 2021



### Median Sales Price

Current Period



Each data point represents the median sales price in a given month.

# Local Market Update – June 2021

A RESEARCH TOOL PROVIDED BY THE COLUMBUS REALTORS®  
BASED ON RESIDENTIAL LISTING DATA ONLY

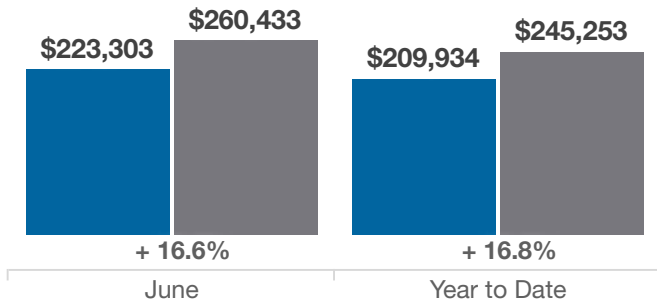


## Columbus (Corp.)

Franklin, Fairfield and Delaware Counties

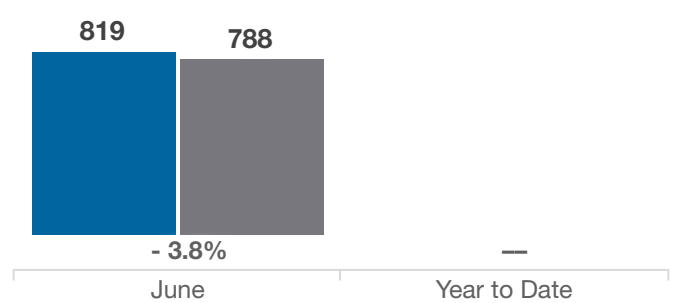
### Average Sales Price

■ 2020 ■ 2021



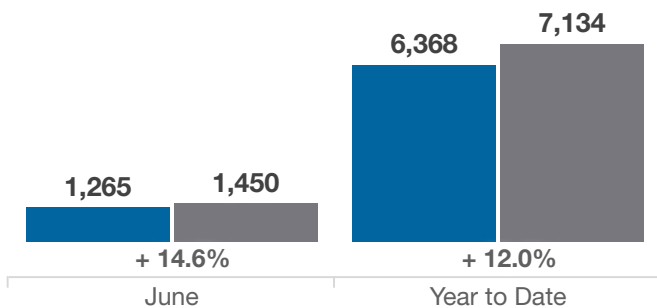
### Inventory of Homes for Sale

■ 2020 ■ 2021



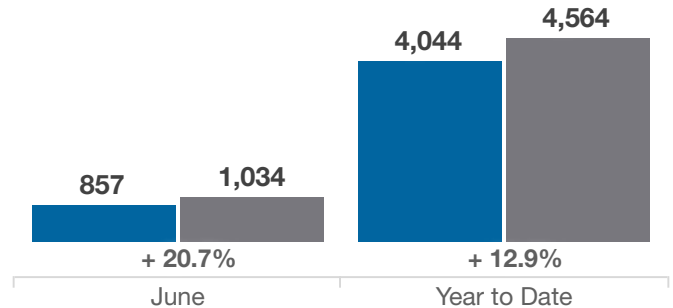
### New Listings

■ 2020 ■ 2021



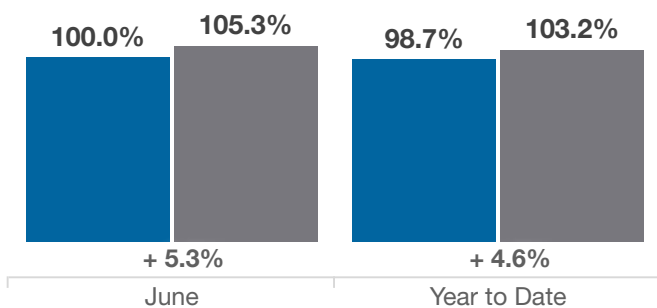
### Single Family Sales

■ 2020 ■ 2021



### Pct. Of Orig. List Price Received

■ 2020 ■ 2021



### Condo Sales

■ 2020 ■ 2021

