

# Local Market Update – June 2021

A RESEARCH TOOL PROVIDED BY THE COLUMBUS REALTORS®  
BASED ON RESIDENTIAL LISTING DATA ONLY



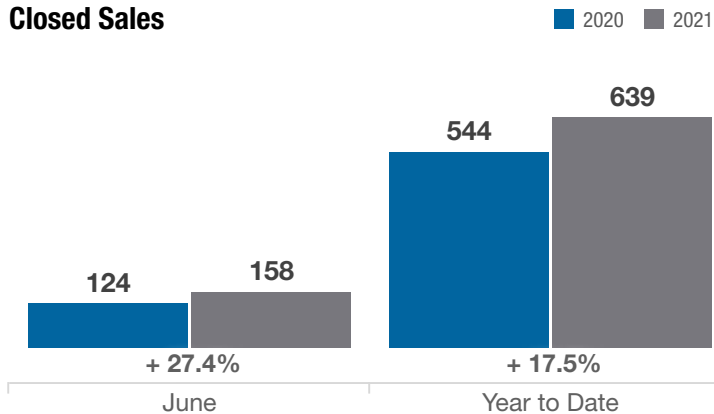
## Dublin City School District

Franklin, Delaware and Union Counties

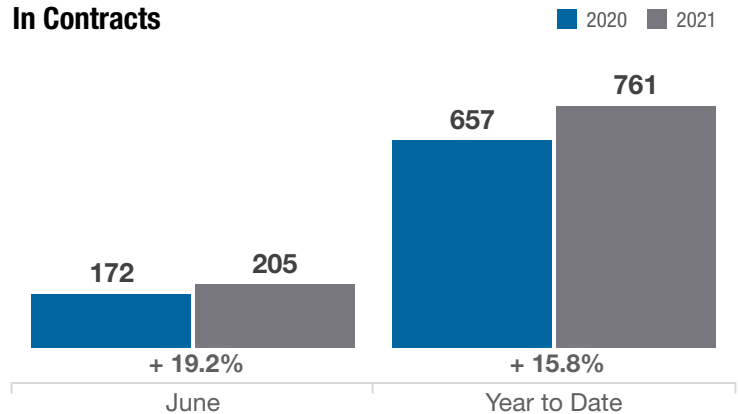
Key Metrics	June			Year to Date		
	2020	2021	% Change	Thru 6-2020	Thru 6-2021	% Change
Closed Sales	124	158	+ 27.4%	544	639	+ 17.5%
In Contracts	172	205	+ 19.2%	657	761	+ 15.8%
Average Sales Price*	\$404,222	\$496,263	+ 22.8%	\$382,890	\$463,644	+ 21.1%
Median Sales Price*	\$399,375	\$445,389	+ 11.5%	\$371,500	\$420,000	+ 13.1%
Average Price Per Square Foot*	\$165.74	\$196.87	+ 18.8%	\$160.96	\$188.35	+ 17.0%
Percent of Original List Price Received*	98.9%	102.8%	+ 3.9%	97.7%	102.3%	+ 4.7%
Percent of Last List Price Received*	99.7%	103.0%	+ 3.3%	98.8%	102.7%	+ 3.9%
Days on Market Until Sale	32	14	- 56.3%	45	21	- 53.3%
New Listings	156	197	+ 26.3%	697	787	+ 12.9%
Median List Price of New Listings	\$379,839	\$424,900	+ 11.9%	\$399,900	\$429,500	+ 7.4%
Median List Price at Time of Sale	\$412,450	\$435,084	+ 5.5%	\$375,000	\$409,900	+ 9.3%
Inventory of Homes for Sale	142	92	- 35.2%	—	—	—
Months Supply of Inventory	1.3	0.7	- 46.2%	—	—	—

\* Does not account for sale concessions and/or downpayment assistance. | Percent changes are calculated using rounded figures and can sometimes look extreme due to small sample size.

### Closed Sales

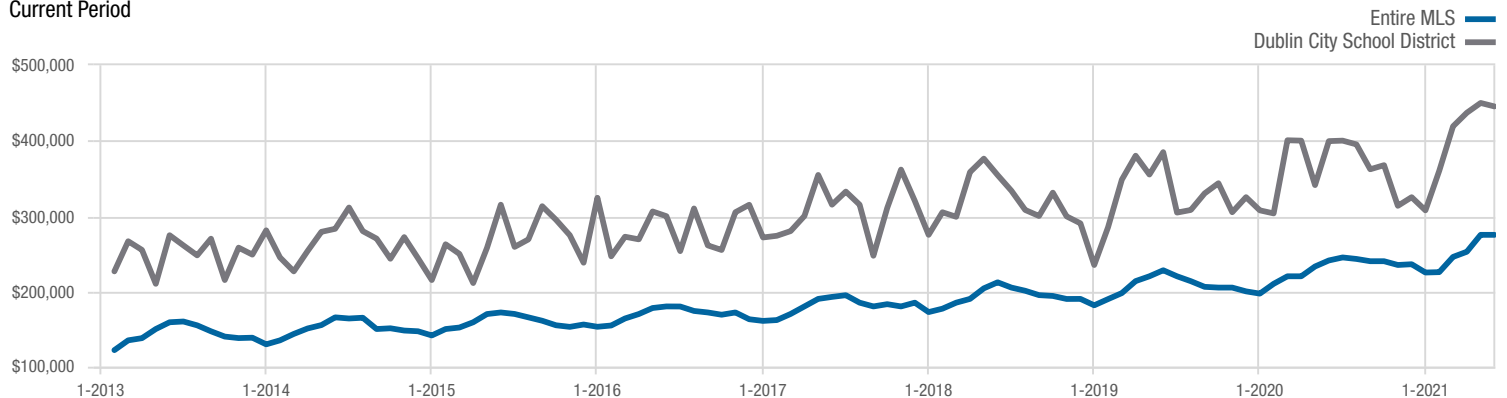


### In Contracts



### Median Sales Price

Current Period



Each data point represents the median sales price in a given month.

# Local Market Update – June 2021

A RESEARCH TOOL PROVIDED BY THE COLUMBUS REALTORS®  
BASED ON RESIDENTIAL LISTING DATA ONLY

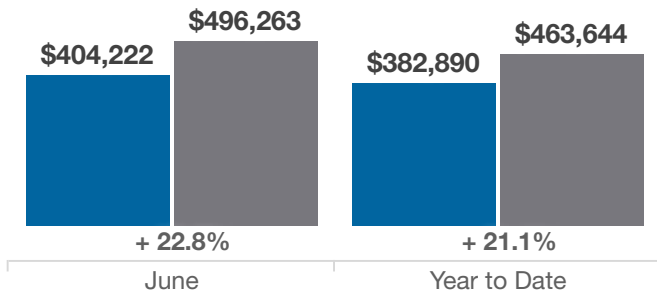


## Dublin City School District

Franklin, Delaware and Union Counties

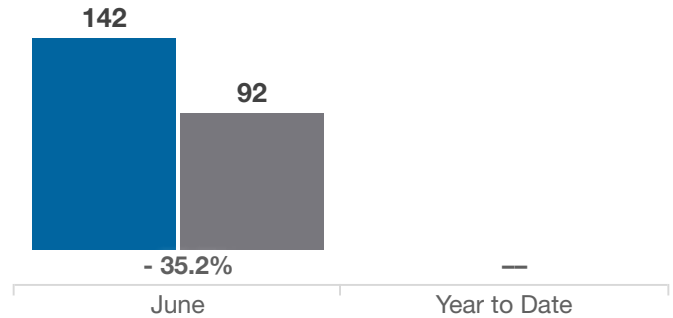
### Average Sales Price

■ 2020 ■ 2021



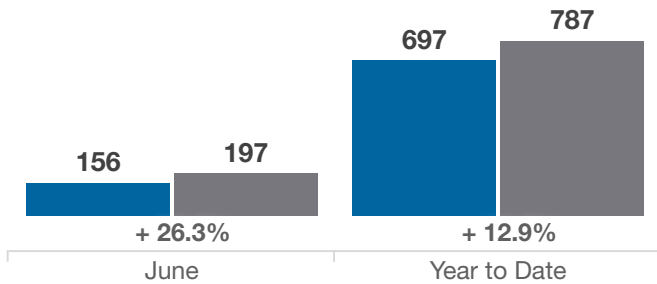
### Inventory of Homes for Sale

■ 2020 ■ 2021



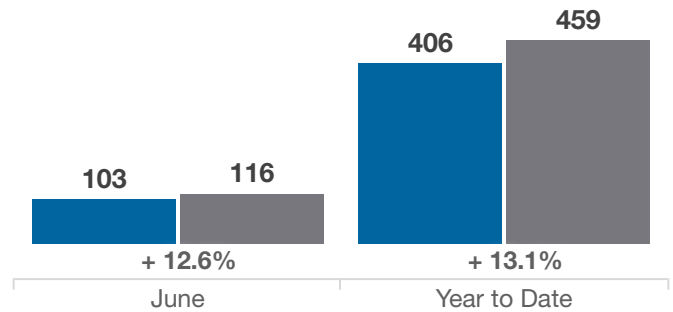
### New Listings

■ 2020 ■ 2021



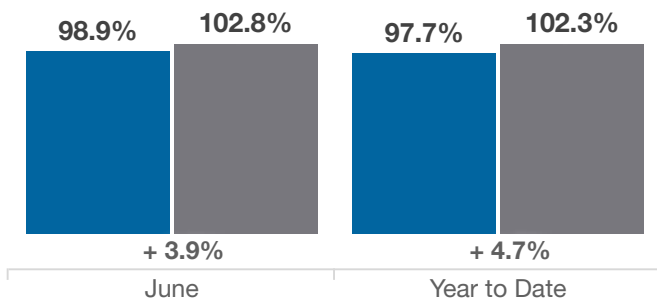
### Single Family Sales

■ 2020 ■ 2021



### Pct. Of Orig. List Price Received

■ 2020 ■ 2021



### Condo Sales

■ 2020 ■ 2021

