

# Local Market Update – June 2021

A RESEARCH TOOL PROVIDED BY THE COLUMBUS REALTORS®  
BASED ON RESIDENTIAL LISTING DATA ONLY

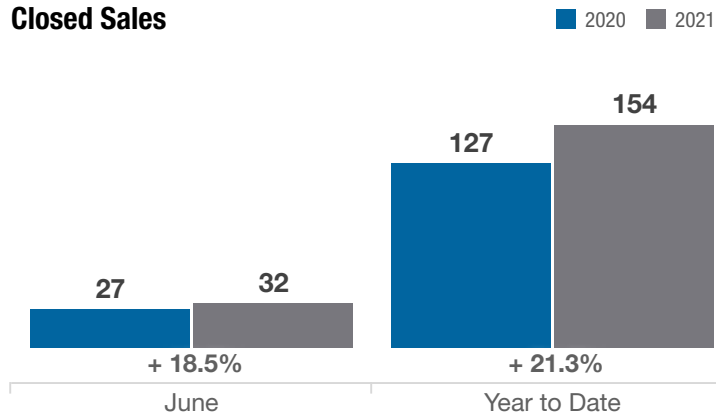


## Fayette County

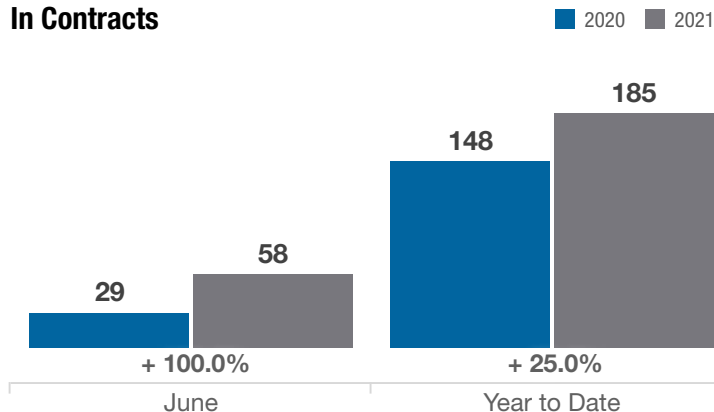
Key Metrics	June			Year to Date		
	2020	2021	% Change	Thru 6-2020	Thru 6-2021	% Change
Closed Sales	27	32	+ 18.5%	127	154	+ 21.3%
In Contracts	29	58	+ 100.0%	148	185	+ 25.0%
Average Sales Price*	\$144,574	\$168,370	+ 16.5%	\$145,130	\$171,447	+ 18.1%
Median Sales Price*	\$145,500	\$171,450	+ 17.8%	\$131,000	\$155,000	+ 18.3%
Average Price Per Square Foot*	\$86.99	\$101.38	+ 16.5%	\$87.72	\$104.38	+ 19.0%
Percent of Original List Price Received*	95.4%	100.0%	+ 4.8%	97.3%	99.3%	+ 2.1%
Percent of Last List Price Received*	99.8%	100.1%	+ 0.3%	99.7%	100.1%	+ 0.4%
Days on Market Until Sale	47	23	- 51.1%	35	35	0.0%
New Listings	24	62	+ 158.3%	172	191	+ 11.0%
Median List Price of New Listings	\$149,950	\$154,950	+ 3.3%	\$139,900	\$154,900	+ 10.7%
Median List Price at Time of Sale	\$140,500	\$169,900	+ 20.9%	\$134,900	\$149,900	+ 11.1%
Inventory of Homes for Sale	43	40	- 7.0%	—	—	—
Months Supply of Inventory	1.8	1.4	- 22.2%	—	—	—

\* Does not account for sale concessions and/or downpayment assistance. | Percent changes are calculated using rounded figures and can sometimes look extreme due to small sample size.

### Closed Sales

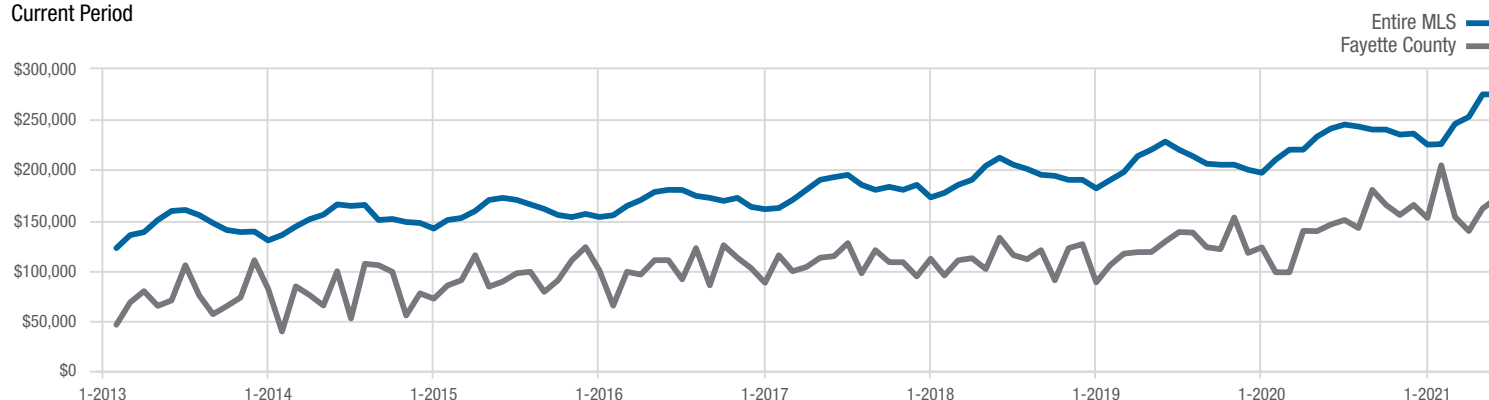


### In Contracts



### Median Sales Price

Current Period



Each data point represents the median sales price in a given month.

# Local Market Update – June 2021

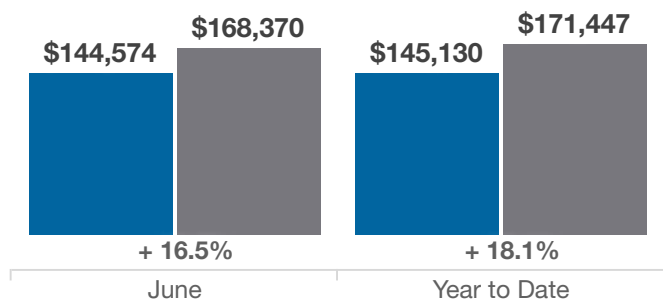
A RESEARCH TOOL PROVIDED BY THE COLUMBUS REALTORS®  
BASED ON RESIDENTIAL LISTING DATA ONLY



## Fayette County

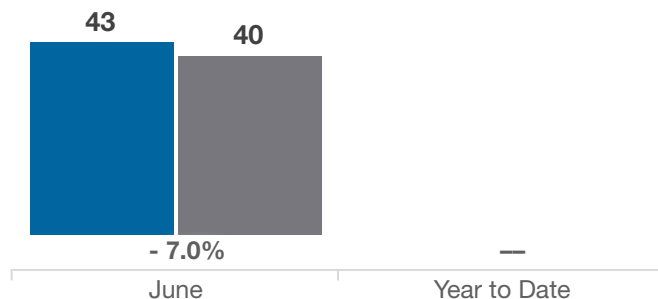
### Average Sales Price

■ 2020 ■ 2021



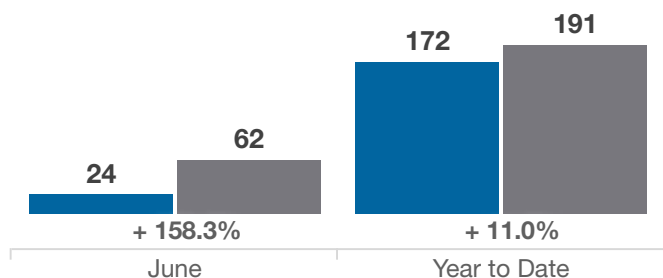
### Inventory of Homes for Sale

■ 2020 ■ 2021



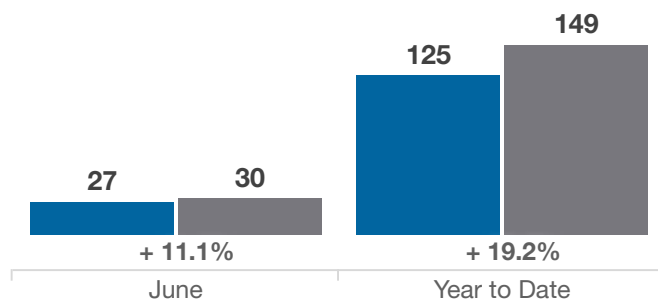
### New Listings

■ 2020 ■ 2021



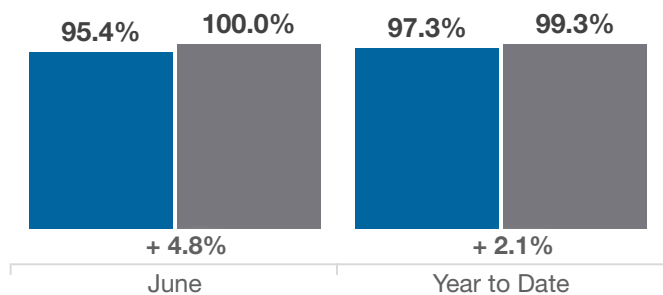
### Single Family Sales

■ 2020 ■ 2021



### Pct. Of Orig. List Price Received

■ 2020 ■ 2021



### Condo Sales

■ 2020 ■ 2021

