

Local Market Update – June 2021

A RESEARCH TOOL PROVIDED BY THE COLUMBUS REALTORS®
BASED ON RESIDENTIAL LISTING DATA ONLY



Minerva Park (Corp.)

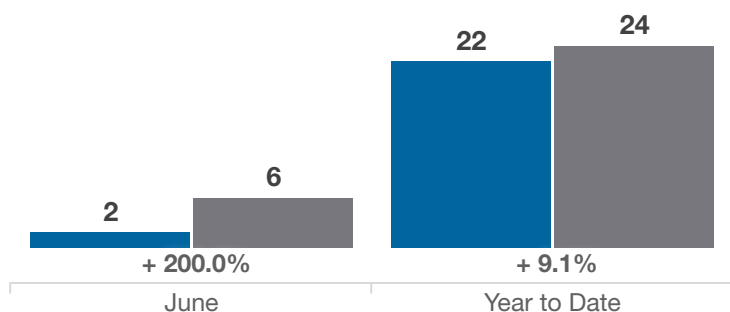
Franklin County

Key Metrics	June			Year to Date		
	2020	2021	% Change	Thru 6-2020	Thru 6-2021	% Change
Closed Sales	2	6	+ 200.0%	22	24	+ 9.1%
In Contracts	5	8	+ 60.0%	25	30	+ 20.0%
Average Sales Price*	\$303,950	\$339,983	+ 11.9%	\$272,387	\$297,933	+ 9.4%
Median Sales Price*	\$303,950	\$377,500	+ 24.2%	\$292,450	\$299,950	+ 2.6%
Average Price Per Square Foot*	\$129.53	\$170.84	+ 31.9%	\$145.20	\$168.22	+ 15.9%
Percent of Original List Price Received*	96.9%	102.8%	+ 6.1%	95.6%	105.0%	+ 9.8%
Percent of Last List Price Received*	99.7%	101.9%	+ 2.2%	98.1%	104.9%	+ 6.9%
Days on Market Until Sale	30	3	- 90.0%	48	8	- 83.3%
New Listings	6	7	+ 16.7%	23	28	+ 21.7%
Median List Price of New Listings	\$257,450	\$314,900	+ 22.3%	\$279,900	\$304,450	+ 8.8%
Median List Price at Time of Sale	\$304,950	\$374,950	+ 23.0%	\$293,900	\$299,450	+ 1.9%
Inventory of Homes for Sale	3	0	- 100.0%	—	—	—
Months Supply of Inventory	0.7	—	—	—	—	—

* Does not account for sale concessions and/or downpayment assistance. | Percent changes are calculated using rounded figures and can sometimes look extreme due to small sample size.

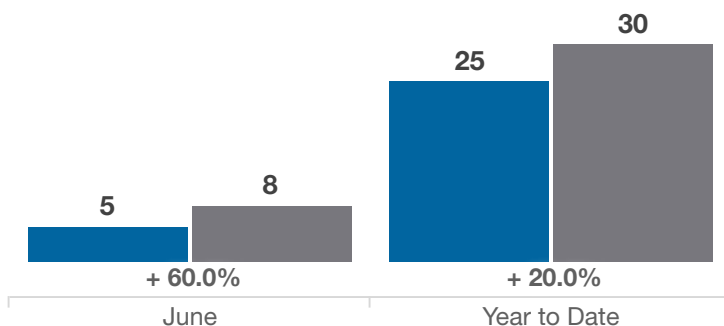
Closed Sales

■ 2020 ■ 2021



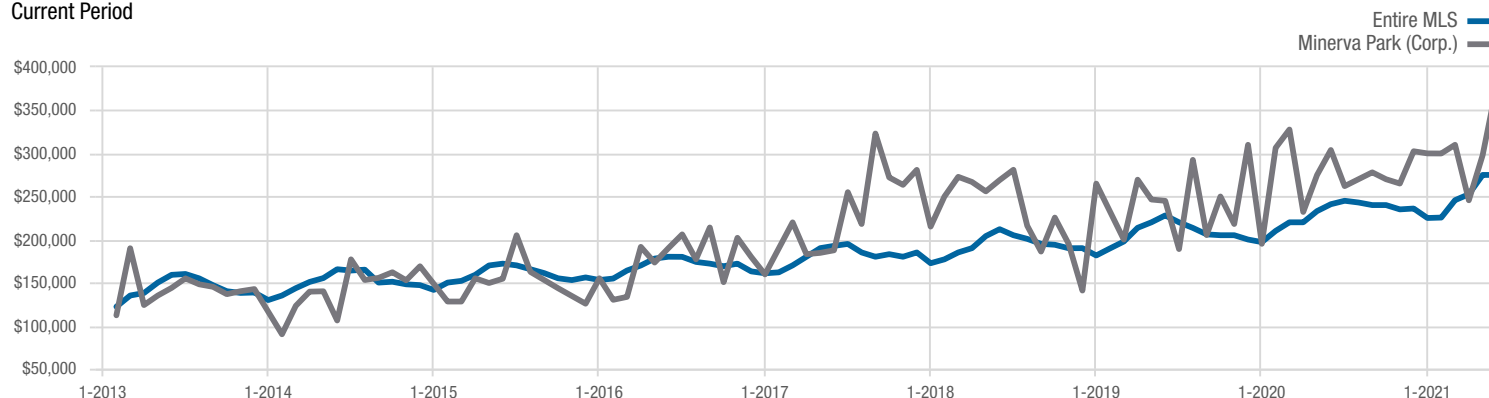
In Contracts

■ 2020 ■ 2021



Median Sales Price

Current Period



Each data point represents the median sales price in a given month.

Local Market Update – June 2021

A RESEARCH TOOL PROVIDED BY THE COLUMBUS REALTORS®
BASED ON RESIDENTIAL LISTING DATA ONLY

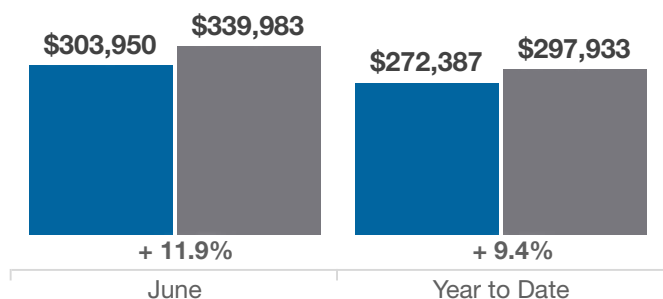


Minerva Park (Corp.)

Franklin County

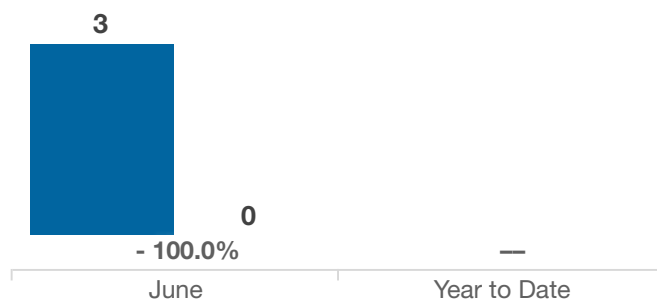
Average Sales Price

■ 2020 ■ 2021



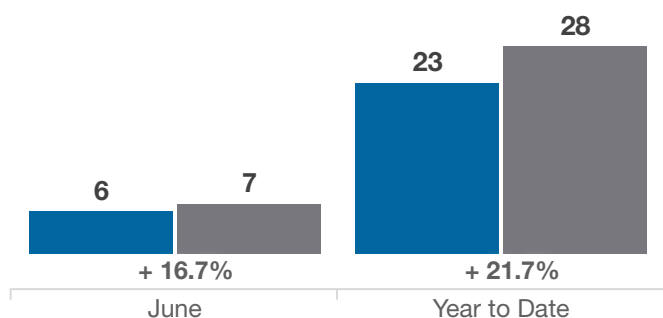
Inventory of Homes for Sale

■ 2020 ■ 2021



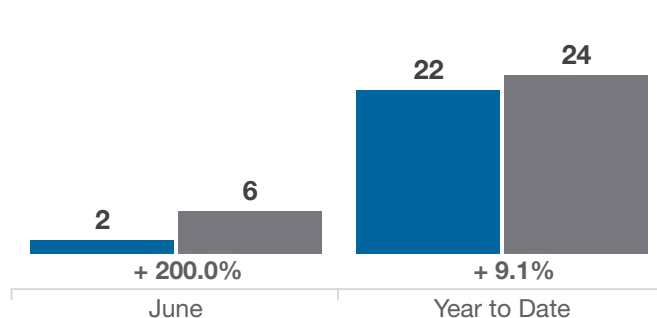
New Listings

■ 2020 ■ 2021



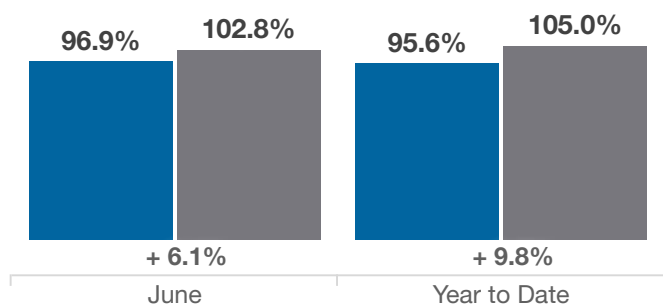
Single Family Sales

■ 2020 ■ 2021



Pct. Of Orig. List Price Received

■ 2020 ■ 2021



Condo Sales

■ 2020 ■ 2021

