

Local Market Update – June 2021

A RESEARCH TOOL PROVIDED BY THE COLUMBUS REALTORS®
BASED ON RESIDENTIAL LISTING DATA ONLY



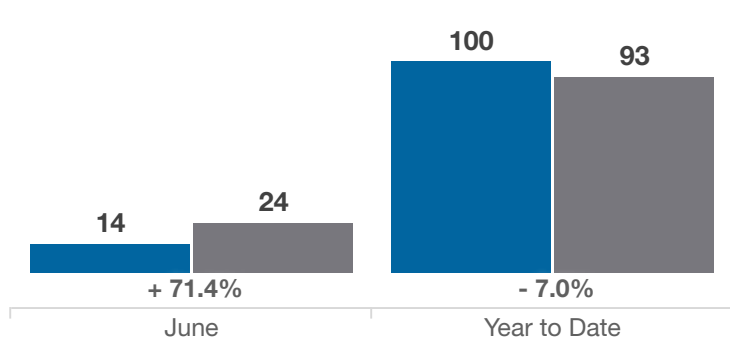
Ross County

| Key Metrics | June | | | Year to Date | | |
|--|-----------|-----------|----------|--------------|-------------|----------|
| | 2020 | 2021 | % Change | Thru 6-2020 | Thru 6-2021 | % Change |
| Closed Sales | 14 | 24 | + 71.4% | 100 | 93 | - 7.0% |
| In Contracts | 18 | 18 | 0.0% | 108 | 99 | - 8.3% |
| Average Sales Price* | \$193,764 | \$234,052 | + 20.8% | \$186,487 | \$207,679 | + 11.4% |
| Median Sales Price* | \$163,850 | \$211,500 | + 29.1% | \$168,000 | \$184,750 | + 10.0% |
| Average Price Per Square Foot* | \$100.18 | \$120.83 | + 20.6% | \$102.48 | \$119.14 | + 16.3% |
| Percent of Original List Price Received* | 94.8% | 99.8% | + 5.3% | 95.6% | 100.9% | + 5.5% |
| Percent of Last List Price Received* | 97.7% | 100.7% | + 3.1% | 97.7% | 101.6% | + 4.0% |
| Days on Market Until Sale | 36 | 14 | - 61.1% | 44 | 28 | - 36.4% |
| New Listings | 12 | 22 | + 83.3% | 110 | 122 | + 10.9% |
| Median List Price of New Listings | \$160,450 | \$189,300 | + 18.0% | \$181,400 | \$179,900 | - 0.8% |
| Median List Price at Time of Sale | \$173,950 | \$217,450 | + 25.0% | \$170,450 | \$179,000 | + 5.0% |
| Inventory of Homes for Sale | 24 | 31 | + 29.2% | — | — | — |
| Months Supply of Inventory | 1.3 | 1.9 | + 46.2% | — | — | — |

* Does not account for sale concessions and/or downpayment assistance. | Percent changes are calculated using rounded figures and can sometimes look extreme due to small sample size.

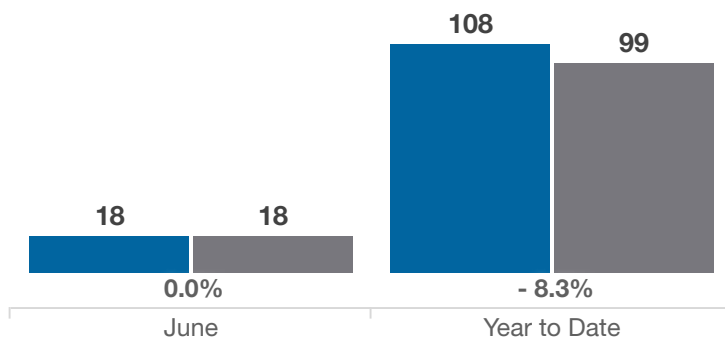
Closed Sales

■ 2020 ■ 2021



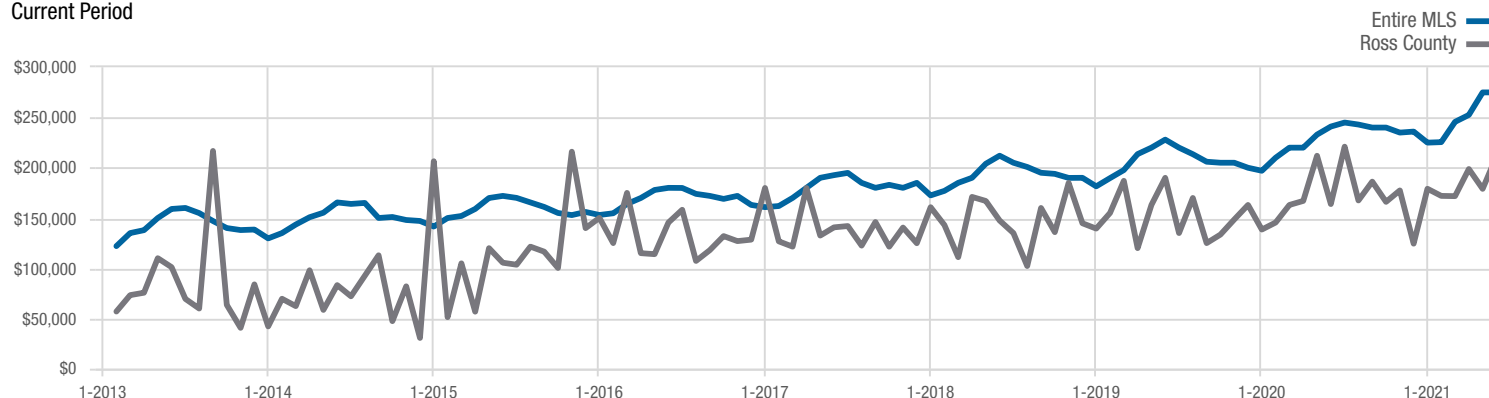
In Contracts

■ 2020 ■ 2021



Median Sales Price

Current Period



Each data point represents the median sales price in a given month.

Local Market Update – June 2021

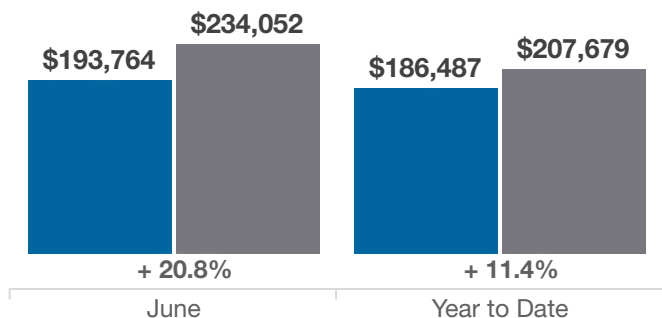
A RESEARCH TOOL PROVIDED BY THE COLUMBUS REALTORS®
BASED ON RESIDENTIAL LISTING DATA ONLY



Ross County

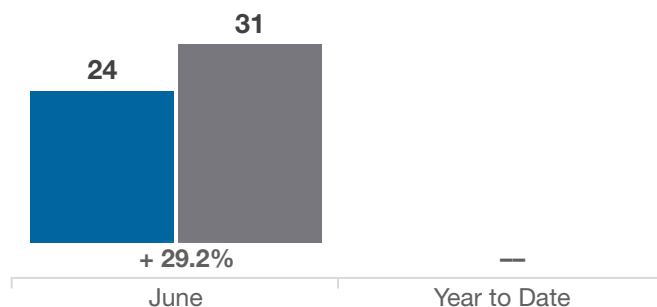
Average Sales Price

■ 2020 ■ 2021



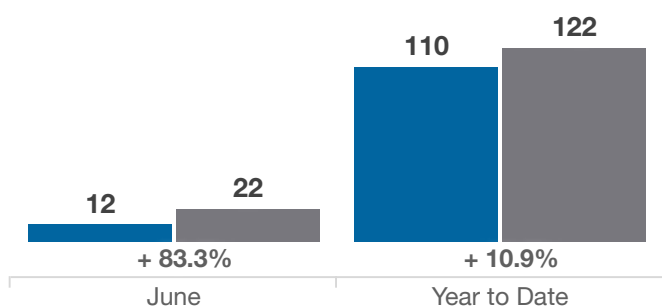
Inventory of Homes for Sale

■ 2020 ■ 2021



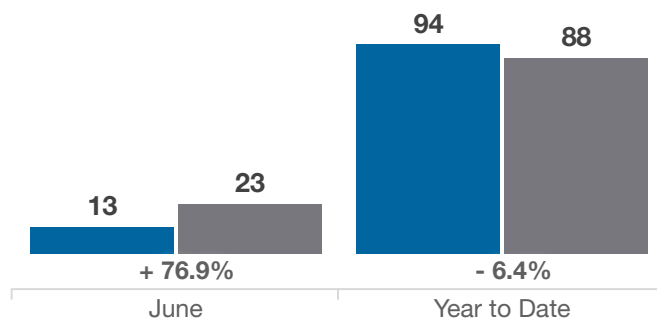
New Listings

■ 2020 ■ 2021



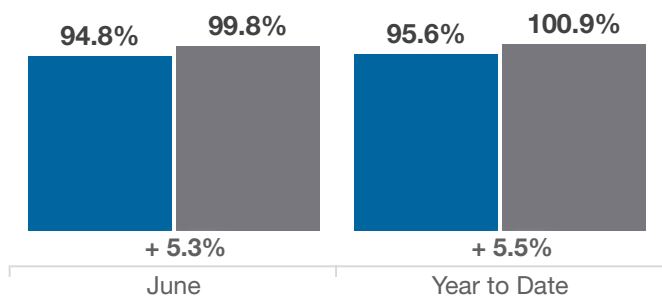
Single Family Sales

■ 2020 ■ 2021



Pct. Of Orig. List Price Received

■ 2020 ■ 2021



Condo Sales

■ 2020 ■ 2021

