

# Local Market Update – June 2021

A RESEARCH TOOL PROVIDED BY THE COLUMBUS REALTORS®  
BASED ON RESIDENTIAL LISTING DATA ONLY



## Washington Court House City School District

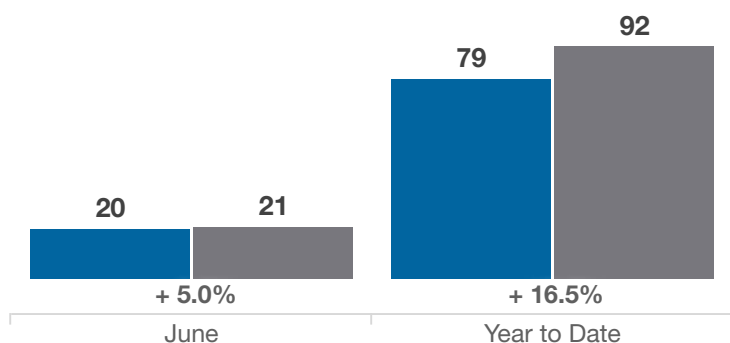
Fayette County

Key Metrics	June			Year to Date		
	2020	2021	% Change	Thru 6-2020	Thru 6-2021	% Change
Closed Sales	20	21	+ 5.0%	79	92	+ 16.5%
In Contracts	17	36	+ 111.8%	90	113	+ 25.6%
Average Sales Price*	\$131,680	\$149,835	+ 13.8%	\$132,433	\$153,353	+ 15.8%
Median Sales Price*	\$131,500	\$158,000	+ 20.2%	\$115,000	\$145,000	+ 26.1%
Average Price Per Square Foot*	\$81.77	\$95.04	+ 16.2%	\$81.09	\$98.20	+ 21.1%
Percent of Original List Price Received*	95.9%	99.7%	+ 4.0%	97.3%	100.0%	+ 2.8%
Percent of Last List Price Received*	99.2%	98.9%	- 0.3%	99.4%	100.2%	+ 0.8%
Days on Market Until Sale	35	31	- 11.4%	32	40	+ 25.0%
New Listings	14	38	+ 171.4%	113	118	+ 4.4%
Median List Price of New Listings	\$90,450	\$147,450	+ 63.0%	\$118,900	\$145,500	+ 22.4%
Median List Price at Time of Sale	\$136,950	\$159,900	+ 16.8%	\$117,900	\$141,400	+ 19.9%
Inventory of Homes for Sale	36	23	- 36.1%	—	—	—
Months Supply of Inventory	2.5	1.4	- 44.0%	—	—	—

\* Does not account for sale concessions and/or downpayment assistance. | Percent changes are calculated using rounded figures and can sometimes look extreme due to small sample size.

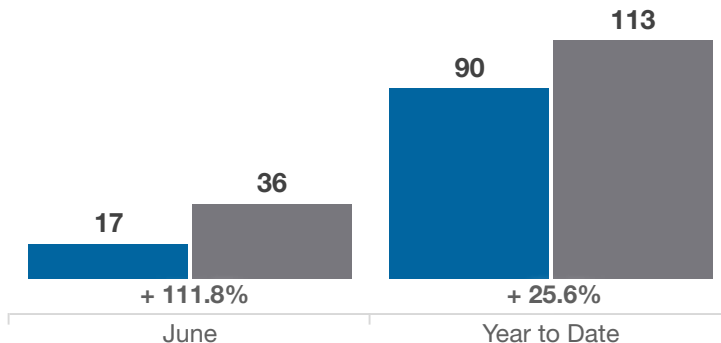
### Closed Sales

■ 2020 ■ 2021



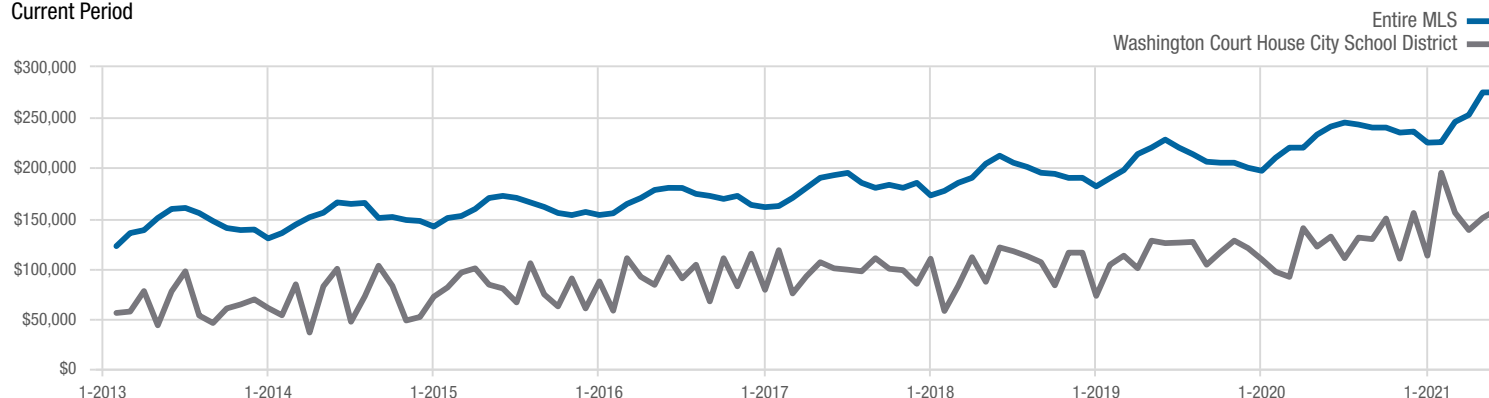
### In Contracts

■ 2020 ■ 2021



### Median Sales Price

Current Period



Each data point represents the median sales price in a given month.

# Local Market Update – June 2021

A RESEARCH TOOL PROVIDED BY THE COLUMBUS REALTORS®  
BASED ON RESIDENTIAL LISTING DATA ONLY

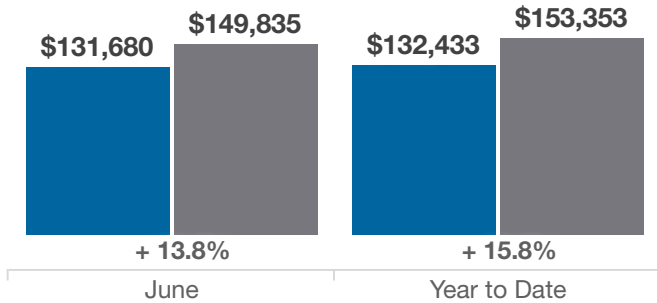


## Washington Court House City School District

Fayette County

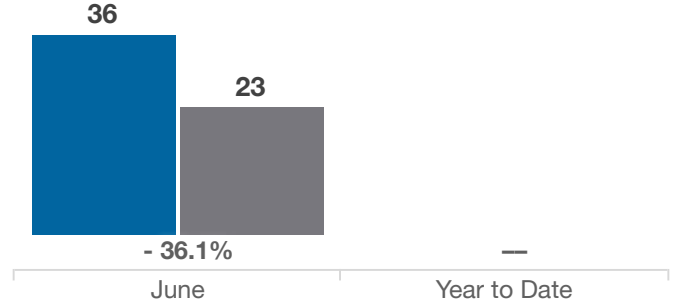
### Average Sales Price

■ 2020 ■ 2021



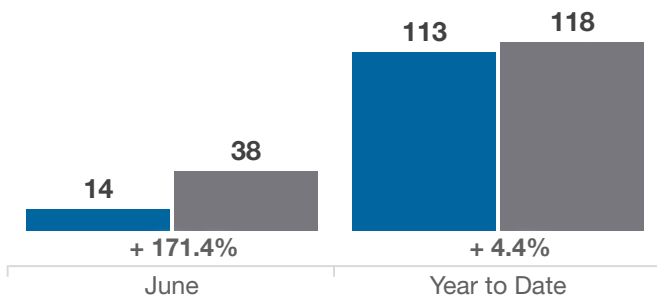
### Inventory of Homes for Sale

■ 2020 ■ 2021



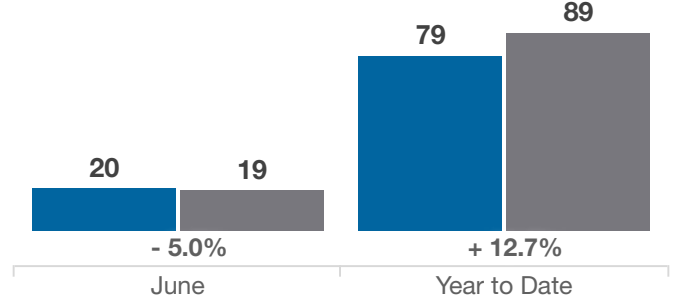
### New Listings

■ 2020 ■ 2021



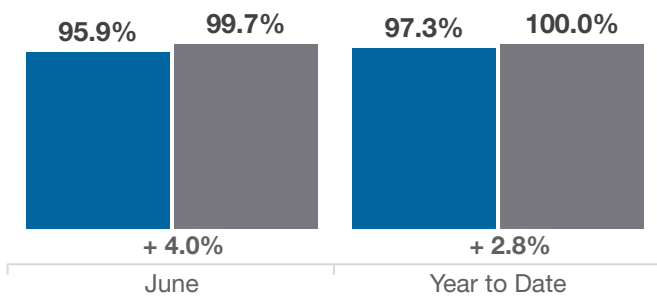
### Single Family Sales

■ 2020 ■ 2021



### Pct. Of Orig. List Price Received

■ 2020 ■ 2021



### Condo Sales

■ 2020 ■ 2021

