

# Local Market Update – June 2021

A RESEARCH TOOL PROVIDED BY THE COLUMBUS REALTORS®  
BASED ON RESIDENTIAL LISTING DATA ONLY



## Worthington City School District

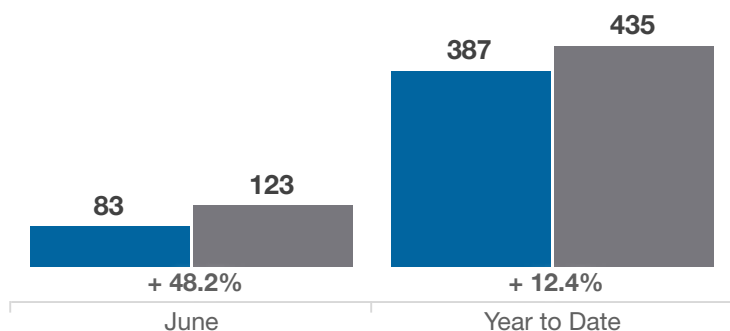
Franklin County

Key Metrics	June			Year to Date		
	2020	2021	% Change	Thru 6-2020	Thru 6-2021	% Change
Closed Sales	83	123	+ 48.2%	387	435	+ 12.4%
In Contracts	110	142	+ 29.1%	440	518	+ 17.7%
Average Sales Price*	\$306,827	\$395,069	+ 28.8%	\$285,224	\$354,098	+ 24.1%
Median Sales Price*	\$279,700	\$360,000	+ 28.7%	\$265,500	\$332,500	+ 25.2%
Average Price Per Square Foot*	\$168.05	\$204.25	+ 21.5%	\$163.85	\$191.21	+ 16.7%
Percent of Original List Price Received*	101.6%	106.5%	+ 4.8%	100.1%	105.1%	+ 5.0%
Percent of Last List Price Received*	101.5%	106.3%	+ 4.7%	100.5%	104.9%	+ 4.4%
Days on Market Until Sale	11	6	- 45.5%	17	10	- 41.2%
New Listings	101	136	+ 34.7%	460	541	+ 17.6%
Median List Price of New Listings	\$289,900	\$320,000	+ 10.4%	\$275,000	\$324,900	+ 18.1%
Median List Price at Time of Sale	\$280,000	\$347,444	+ 24.1%	\$262,000	\$309,950	+ 18.3%
Inventory of Homes for Sale	47	45	- 4.3%	—	—	—
Months Supply of Inventory	0.6	0.5	- 16.7%	—	—	—

\* Does not account for sale concessions and/or downpayment assistance. | Percent changes are calculated using rounded figures and can sometimes look extreme due to small sample size.

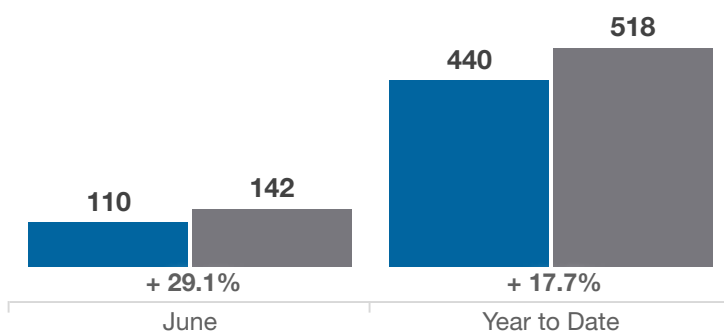
### Closed Sales

■ 2020 ■ 2021



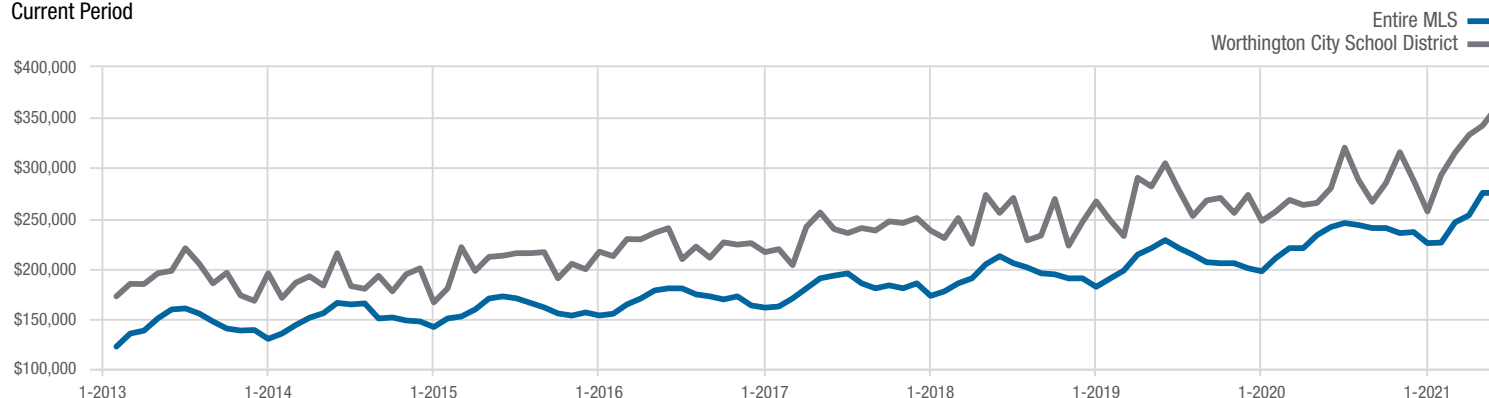
### In Contracts

■ 2020 ■ 2021



### Median Sales Price

Current Period



Each data point represents the median sales price in a given month.

# Local Market Update – June 2021

A RESEARCH TOOL PROVIDED BY THE COLUMBUS REALTORS®  
BASED ON RESIDENTIAL LISTING DATA ONLY

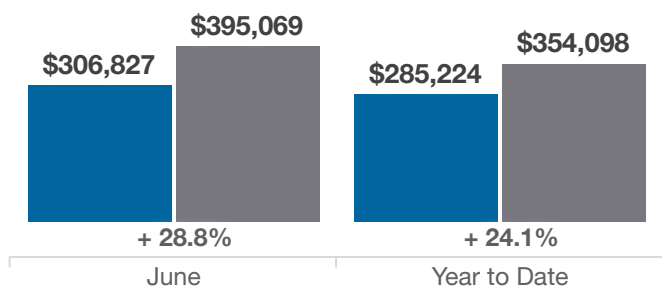


## Worthington City School District

Franklin County

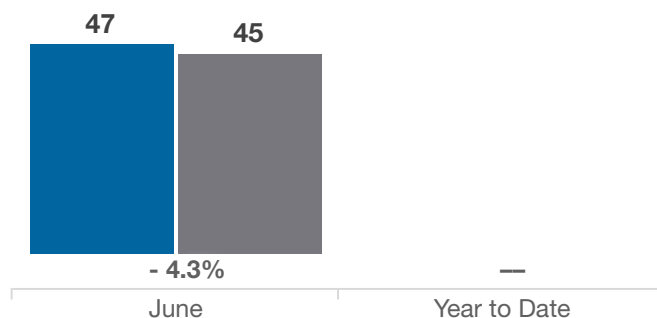
### Average Sales Price

■ 2020 ■ 2021



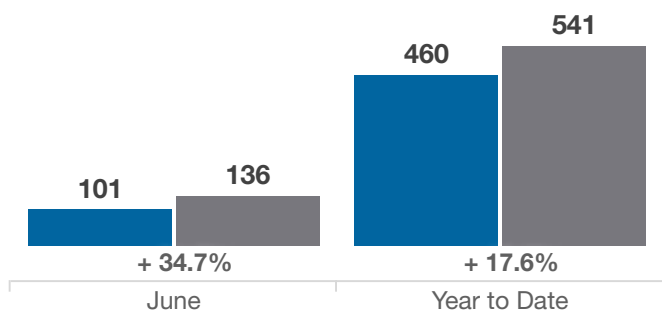
### Inventory of Homes for Sale

■ 2020 ■ 2021



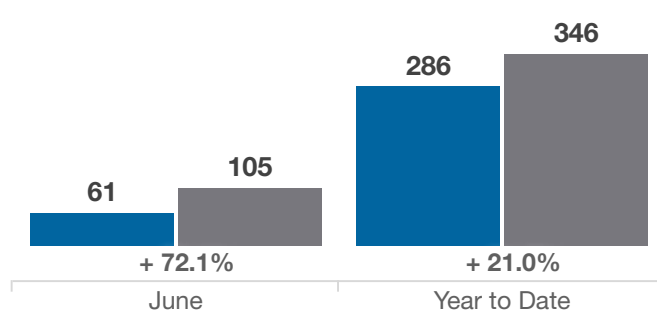
### New Listings

■ 2020 ■ 2021



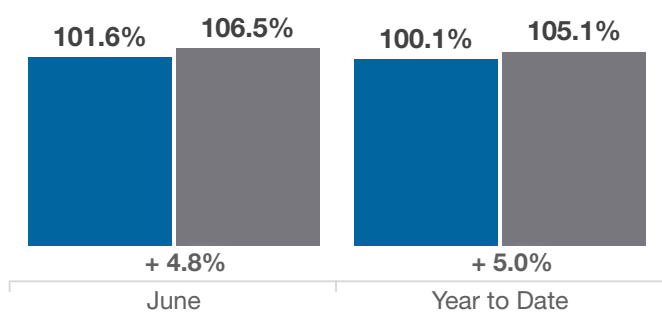
### Single Family Sales

■ 2020 ■ 2021



### Pct. Of Orig. List Price Received

■ 2020 ■ 2021



### Condo Sales

■ 2020 ■ 2021

