

# Local Market Update – July 2021

A RESEARCH TOOL PROVIDED BY THE COLUMBUS REALTORS®  
BASED ON RESIDENTIAL LISTING DATA ONLY



## Columbus City School District

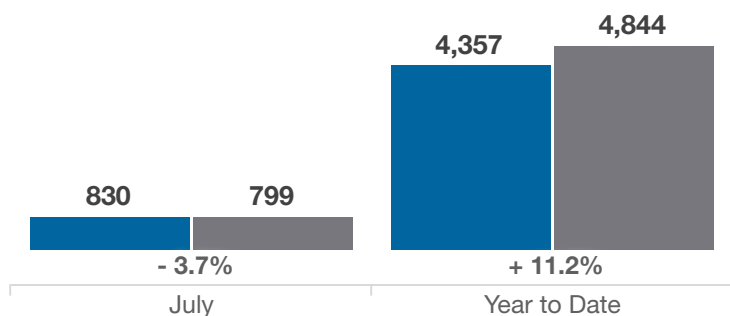
Franklin County

Key Metrics	July			Year to Date		
	2020	2021	% Change	Thru 7-2020	Thru 7-2021	% Change
Closed Sales	830	799	- 3.7%	4,357	4,844	+ 11.2%
In Contracts	964	879	- 8.8%	4,910	5,182	+ 5.5%
Average Sales Price*	\$222,835	\$260,653	+ 17.0%	\$207,461	\$242,501	+ 16.9%
Median Sales Price*	\$190,000	\$235,000	+ 23.7%	\$180,000	\$214,900	+ 19.4%
Average Price Per Square Foot*	\$153.23	\$182.01	+ 18.8%	\$143.61	\$169.59	+ 18.1%
Percent of Original List Price Received*	100.1%	102.3%	+ 2.2%	98.2%	102.0%	+ 3.9%
Percent of Last List Price Received*	100.9%	102.7%	+ 1.8%	99.5%	102.5%	+ 3.0%
Days on Market Until Sale	22	14	- 36.4%	29	18	- 37.9%
New Listings	949	1,042	+ 9.8%	5,233	5,901	+ 12.8%
Median List Price of New Listings	\$189,950	\$205,000	+ 7.9%	\$184,900	\$208,500	+ 12.8%
Median List Price at Time of Sale	\$189,000	\$225,000	+ 19.0%	\$179,900	\$204,900	+ 13.9%
Inventory of Homes for Sale	746	909	+ 21.8%	—	—	—
Months Supply of Inventory	1.1	1.3	+ 18.2%	—	—	—

\* Does not account for sale concessions and/or downpayment assistance. | Percent changes are calculated using rounded figures and can sometimes look extreme due to small sample size.

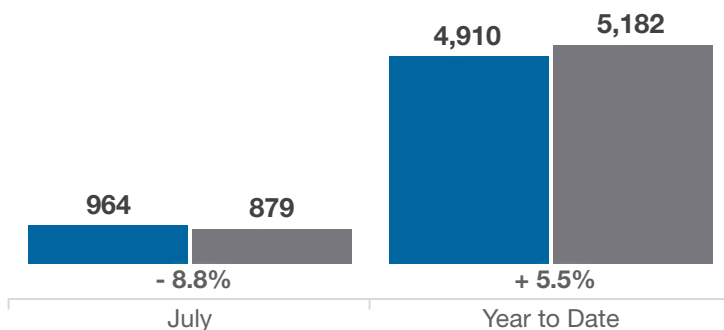
### Closed Sales

■ 2020 ■ 2021



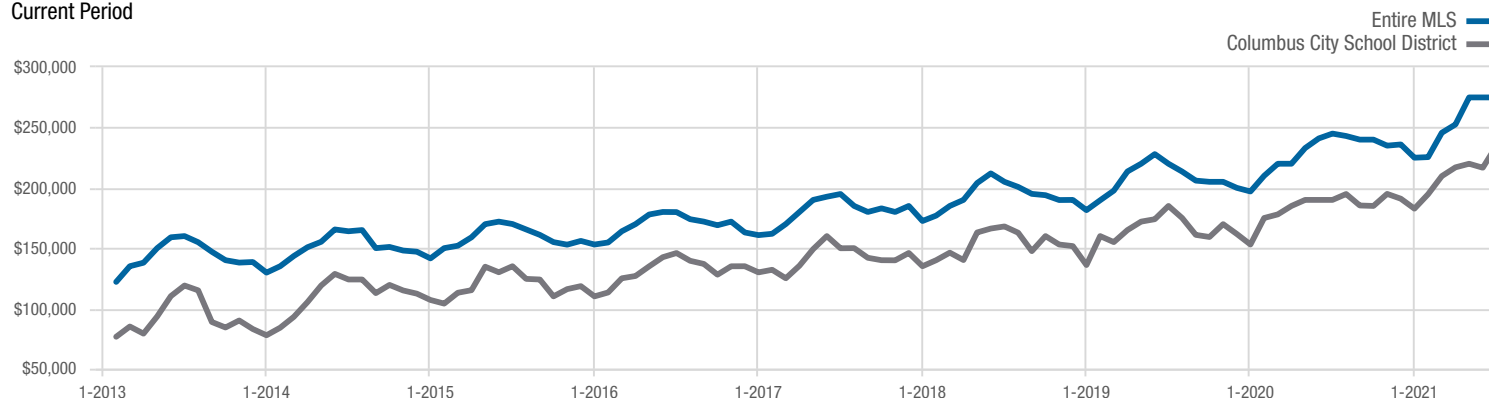
### In Contracts

■ 2020 ■ 2021



### Median Sales Price

Current Period



Each data point represents the median sales price in a given month.

# Local Market Update – July 2021

A RESEARCH TOOL PROVIDED BY THE COLUMBUS REALTORS®  
BASED ON RESIDENTIAL LISTING DATA ONLY

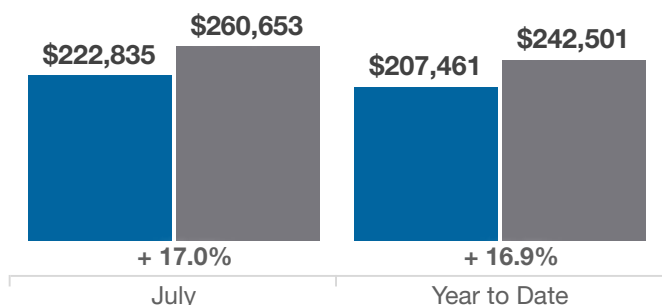


## Columbus City School District

Franklin County

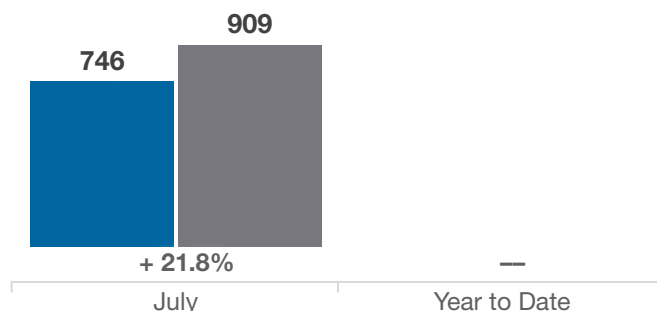
### Average Sales Price

■ 2020 ■ 2021



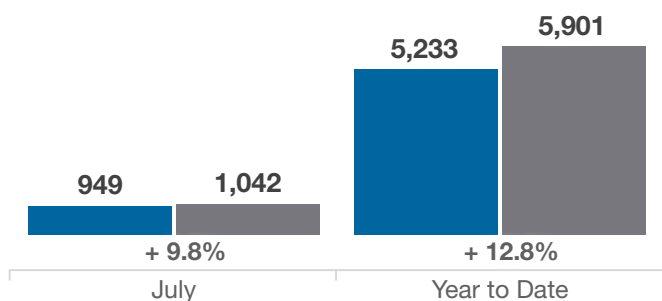
### Inventory of Homes for Sale

■ 2020 ■ 2021



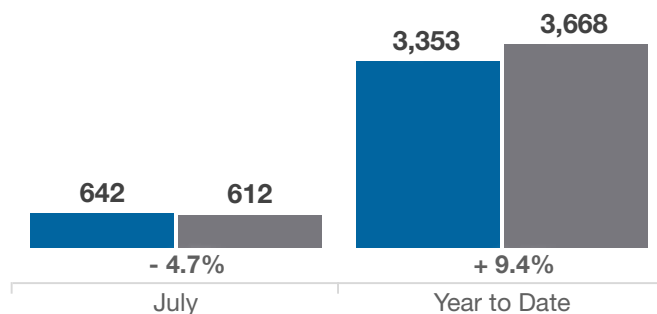
### New Listings

■ 2020 ■ 2021



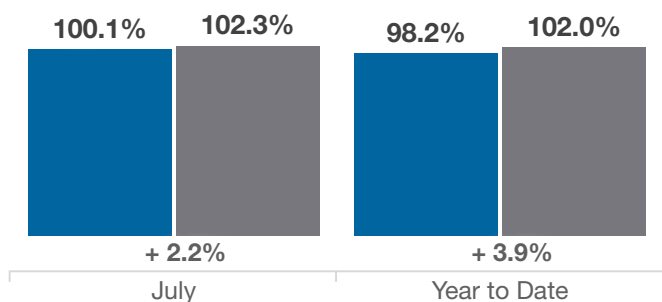
### Single Family Sales

■ 2020 ■ 2021



### Pct. Of Orig. List Price Received

■ 2020 ■ 2021



### Condo Sales

■ 2020 ■ 2021

