

Local Market Update – August 2021

A RESEARCH TOOL PROVIDED BY THE COLUMBUS REALTORS®
BASED ON RESIDENTIAL LISTING DATA ONLY



Beechwold / Clintonville

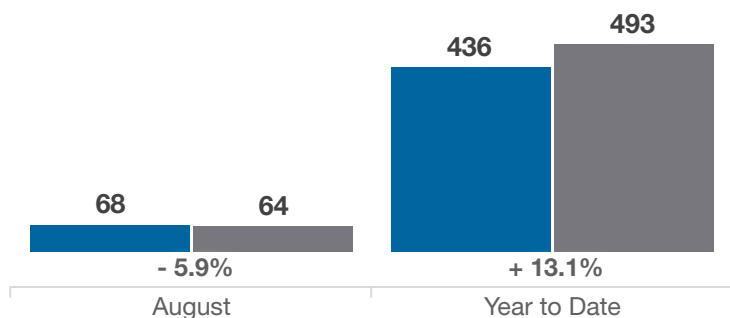
Franklin County (43214, 43202)

Key Metrics	August			Year to Date		
	2020	2021	% Change	Thru 8-2020	Thru 8-2021	% Change
Closed Sales	68	64	- 5.9%	436	493	+ 13.1%
In Contracts	85	84	- 1.2%	482	523	+ 8.5%
Average Sales Price*	\$303,903	\$326,648	+ 7.5%	\$306,077	\$341,501	+ 11.6%
Median Sales Price*	\$300,000	\$306,500	+ 2.2%	\$299,900	\$330,000	+ 10.0%
Average Price Per Square Foot*	\$216.17	\$238.74	+ 10.4%	\$216.81	\$241.99	+ 11.6%
Percent of Original List Price Received*	99.6%	101.7%	+ 2.1%	99.0%	102.6%	+ 3.6%
Percent of Last List Price Received*	100.8%	102.1%	+ 1.3%	100.2%	103.2%	+ 3.0%
Days on Market Until Sale	14	10	- 28.6%	23	13	- 43.5%
New Listings	71	93	+ 31.0%	498	571	+ 14.7%
Median List Price of New Listings	\$299,900	\$299,900	0.0%	\$299,900	\$329,000	+ 9.7%
Median List Price at Time of Sale	\$302,450	\$293,000	- 3.1%	\$299,900	\$319,950	+ 6.7%
Inventory of Homes for Sale	54	66	+ 22.2%	—	—	—
Months Supply of Inventory	1.0	1.1	+ 10.0%	—	—	—

* Does not account for sale concessions and/or downpayment assistance. | Percent changes are calculated using rounded figures and can sometimes look extreme due to small sample size.

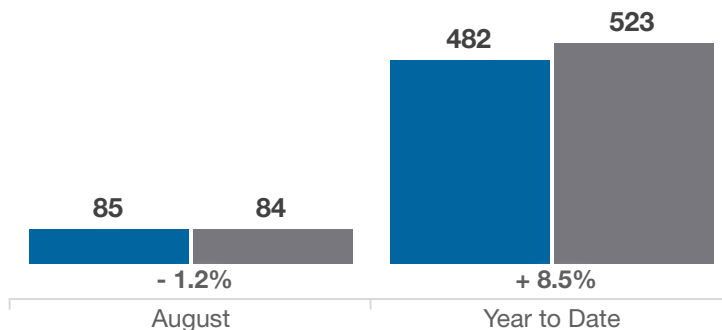
Closed Sales

■ 2020 ■ 2021



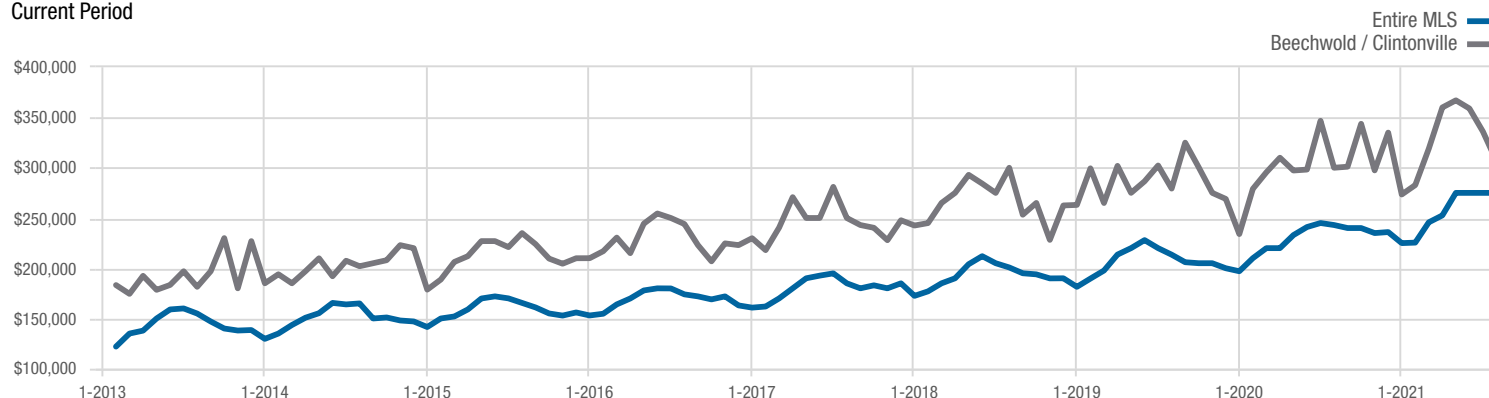
In Contracts

■ 2020 ■ 2021



Median Sales Price

Current Period



Each data point represents the median sales price in a given month.

Local Market Update – August 2021

A RESEARCH TOOL PROVIDED BY THE COLUMBUS REALTORS®
BASED ON RESIDENTIAL LISTING DATA ONLY

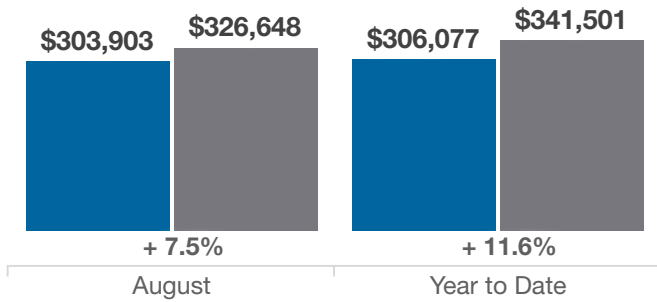


Beechwold / Clintonville

Franklin County (43214, 43202)

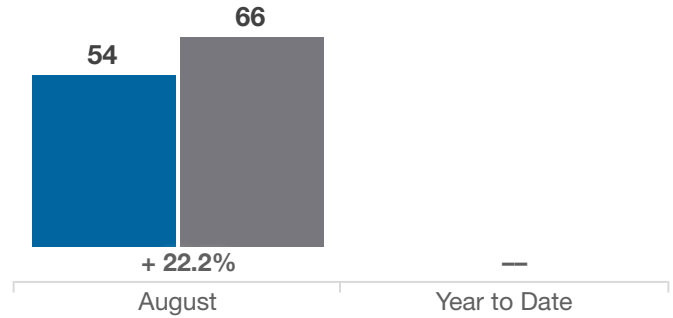
Average Sales Price

■ 2020 ■ 2021



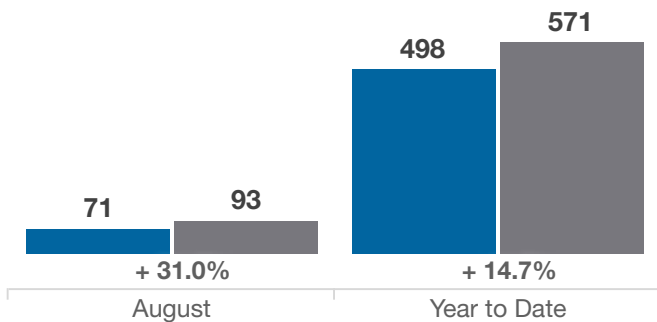
Inventory of Homes for Sale

■ 2020 ■ 2021



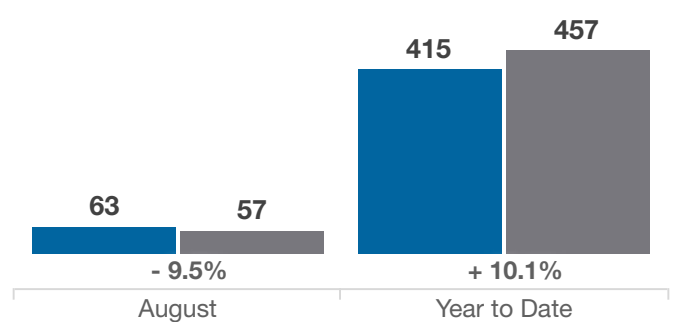
New Listings

■ 2020 ■ 2021



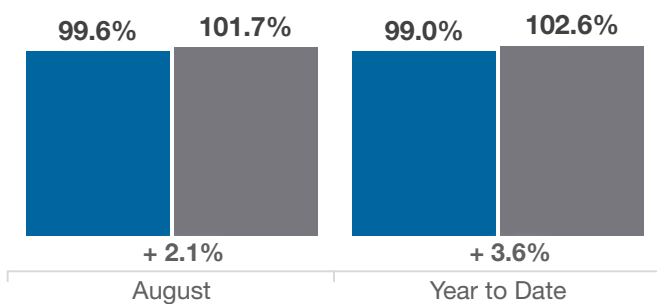
Single Family Sales

■ 2020 ■ 2021



Pct. Of Orig. List Price Received

■ 2020 ■ 2021



Condo Sales

■ 2020 ■ 2021

