

Local Market Update – August 2021

A RESEARCH TOOL PROVIDED BY THE COLUMBUS REALTORS®
BASED ON RESIDENTIAL LISTING DATA ONLY



Canal Winchester City School District

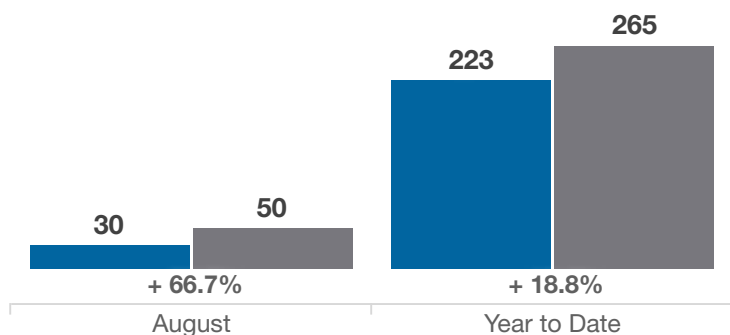
Franklin and Fairfield Counties

| Key Metrics | August | | | Year to Date | | |
|--|-----------|-----------|----------|--------------|-------------|----------|
| | 2020 | 2021 | % Change | Thru 8-2020 | Thru 8-2021 | % Change |
| Closed Sales | 30 | 50 | + 66.7% | 223 | 265 | + 18.8% |
| In Contracts | 32 | 43 | + 34.4% | 235 | 289 | + 23.0% |
| Average Sales Price* | \$236,973 | \$338,189 | + 42.7% | \$256,212 | \$304,503 | + 18.8% |
| Median Sales Price* | \$229,000 | \$310,500 | + 35.6% | \$239,900 | \$283,765 | + 18.3% |
| Average Price Per Square Foot* | \$141.09 | \$164.63 | + 16.7% | \$134.77 | \$155.75 | + 15.6% |
| Percent of Original List Price Received* | 101.9% | 103.4% | + 1.5% | 99.1% | 104.3% | + 5.2% |
| Percent of Last List Price Received* | 102.5% | 103.1% | + 0.6% | 99.5% | 103.8% | + 4.3% |
| Days on Market Until Sale | 11 | 7 | - 36.4% | 31 | 6 | - 80.6% |
| New Listings | 27 | 36 | + 33.3% | 228 | 302 | + 32.5% |
| Median List Price of New Listings | \$249,900 | \$304,823 | + 22.0% | \$239,900 | \$280,423 | + 16.9% |
| Median List Price at Time of Sale | \$224,900 | \$292,450 | + 30.0% | \$236,900 | \$274,000 | + 15.7% |
| Inventory of Homes for Sale | 19 | 13 | - 31.6% | — | — | — |
| Months Supply of Inventory | 0.7 | 0.4 | - 42.9% | — | — | — |

* Does not account for sale concessions and/or downpayment assistance. | Percent changes are calculated using rounded figures and can sometimes look extreme due to small sample size.

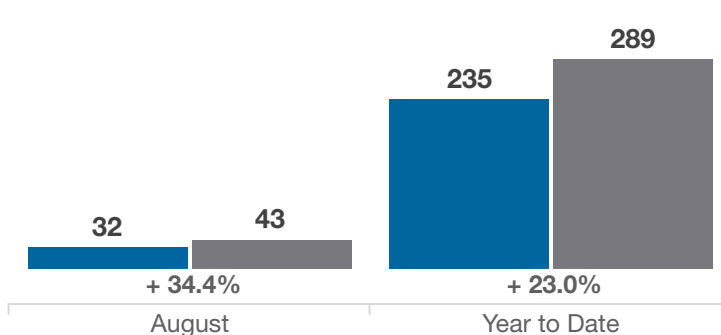
Closed Sales

■ 2020 ■ 2021



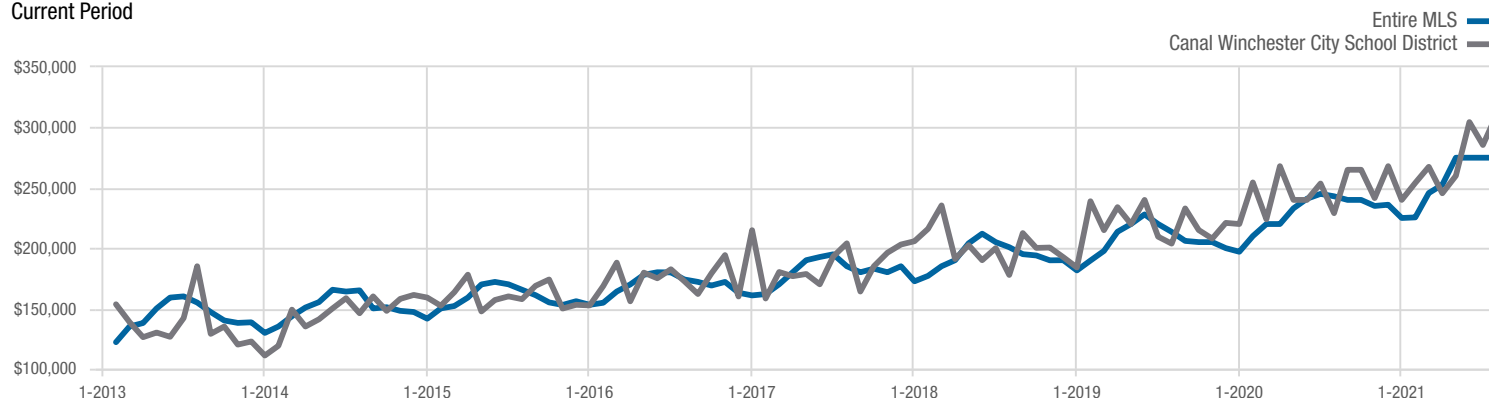
In Contracts

■ 2020 ■ 2021



Median Sales Price

Current Period



Each data point represents the median sales price in a given month.

Local Market Update – August 2021

A RESEARCH TOOL PROVIDED BY THE COLUMBUS REALTORS®
BASED ON RESIDENTIAL LISTING DATA ONLY

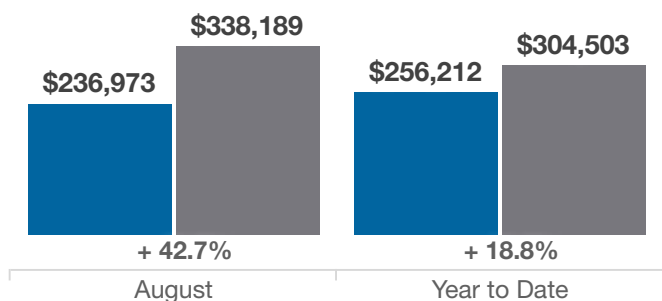


Canal Winchester City School District

Franklin and Fairfield Counties

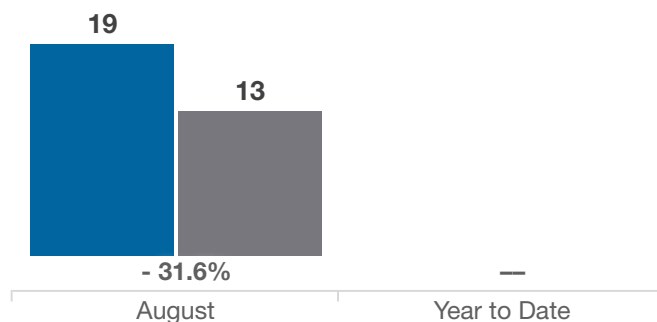
Average Sales Price

■ 2020 ■ 2021



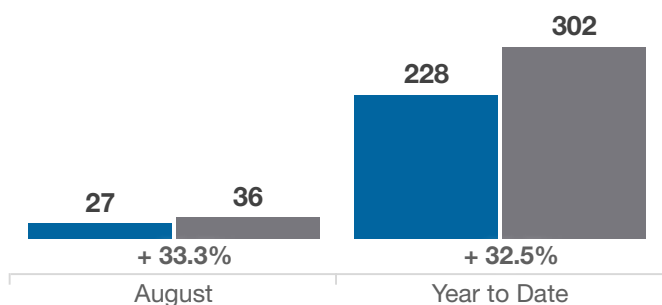
Inventory of Homes for Sale

■ 2020 ■ 2021



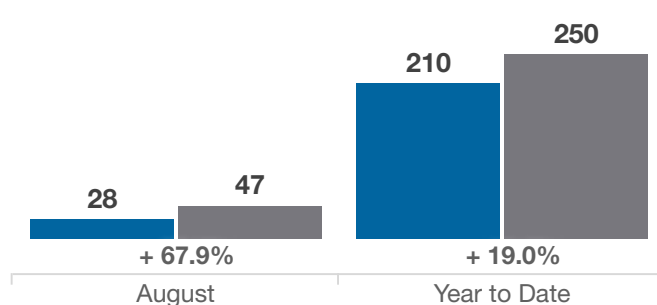
New Listings

■ 2020 ■ 2021



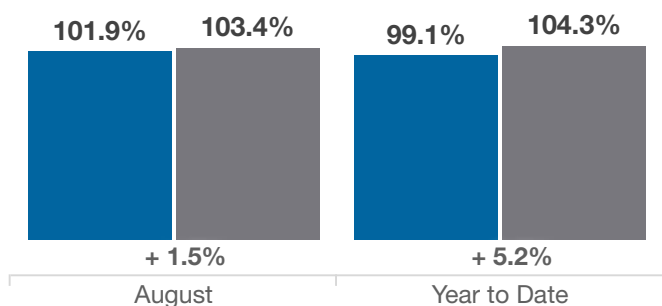
Single Family Sales

■ 2020 ■ 2021



Pct. Of Orig. List Price Received

■ 2020 ■ 2021



Condo Sales

■ 2020 ■ 2021

