

# Local Market Update – August 2021

A RESEARCH TOOL PROVIDED BY THE COLUMBUS REALTORS®  
BASED ON RESIDENTIAL LISTING DATA ONLY



## Columbus City School District

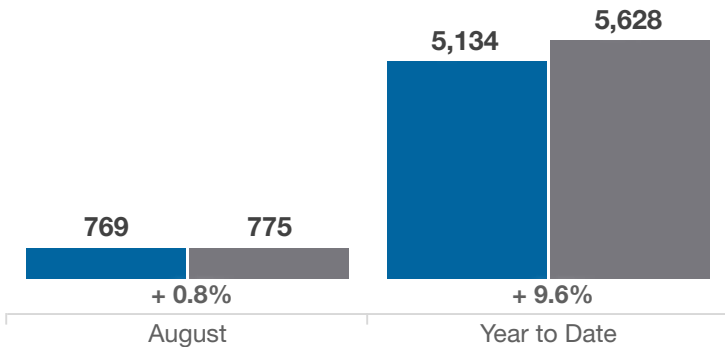
Franklin County

Key Metrics	August			Year to Date		
	2020	2021	% Change	Thru 8-2020	Thru 8-2021	% Change
Closed Sales	769	775	+ 0.8%	5,134	5,628	+ 9.6%
In Contracts	972	954	- 1.9%	5,718	6,025	+ 5.4%
Average Sales Price*	\$219,518	\$249,500	+ 13.7%	\$209,113	\$243,435	+ 16.4%
Median Sales Price*	\$194,900	\$222,000	+ 13.9%	\$181,000	\$215,000	+ 18.8%
Average Price Per Square Foot*	\$151.03	\$173.20	+ 14.7%	\$144.66	\$170.08	+ 17.6%
Percent of Original List Price Received*	99.9%	101.9%	+ 2.0%	98.5%	102.0%	+ 3.6%
Percent of Last List Price Received*	100.4%	102.5%	+ 2.1%	99.6%	102.5%	+ 2.9%
Days on Market Until Sale	20	14	- 30.0%	28	17	- 39.3%
New Listings	912	1,014	+ 11.2%	6,149	6,921	+ 12.6%
Median List Price of New Listings	\$185,000	\$212,950	+ 15.1%	\$184,900	\$209,000	+ 13.0%
Median List Price at Time of Sale	\$189,900	\$210,000	+ 10.6%	\$179,900	\$205,000	+ 14.0%
Inventory of Homes for Sale	742	953	+ 28.4%	—	—	—
Months Supply of Inventory	1.1	1.3	+ 18.2%	—	—	—

\* Does not account for sale concessions and/or downpayment assistance. | Percent changes are calculated using rounded figures and can sometimes look extreme due to small sample size.

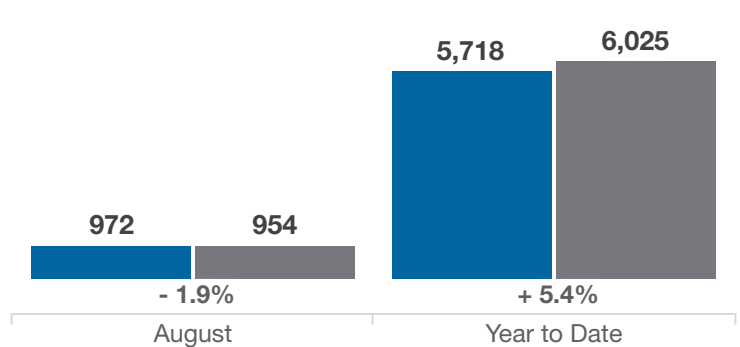
### Closed Sales

■ 2020 ■ 2021



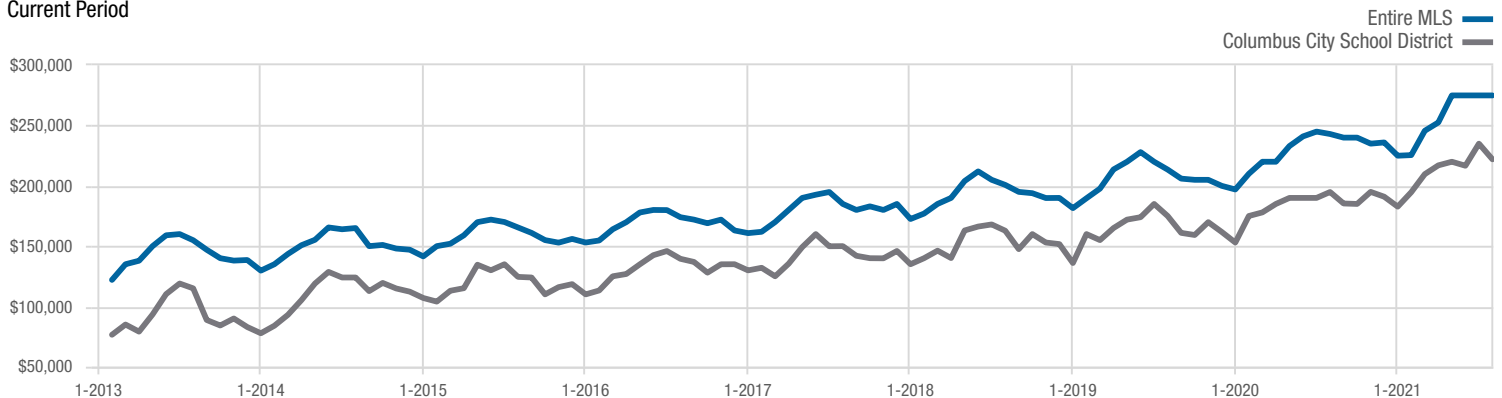
### In Contracts

■ 2020 ■ 2021



### Median Sales Price

Current Period



Each data point represents the median sales price in a given month.

# Local Market Update – August 2021

A RESEARCH TOOL PROVIDED BY THE COLUMBUS REALTORS®  
BASED ON RESIDENTIAL LISTING DATA ONLY

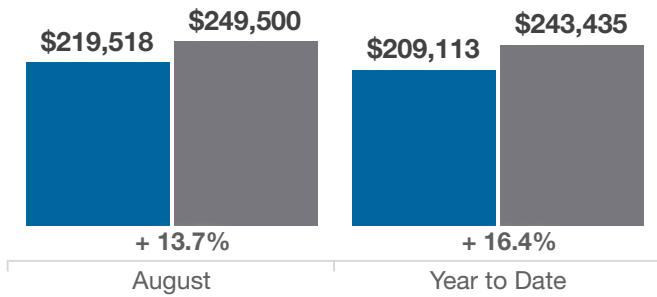


## Columbus City School District

Franklin County

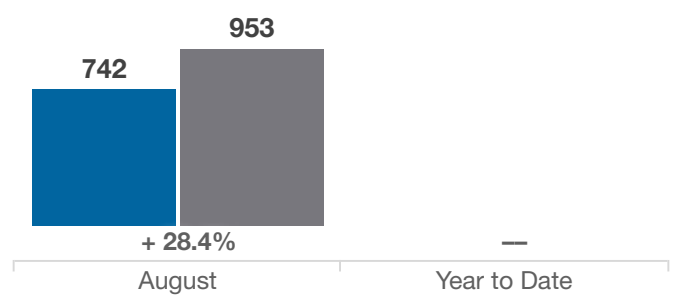
### Average Sales Price

■ 2020 ■ 2021



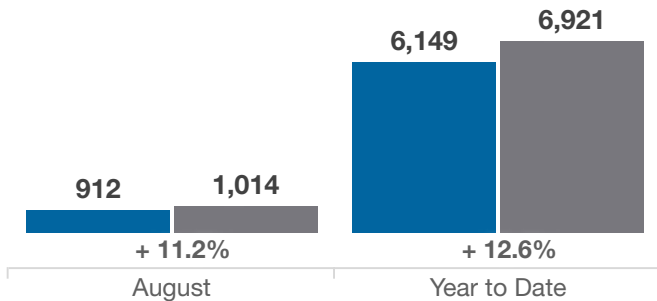
### Inventory of Homes for Sale

■ 2020 ■ 2021



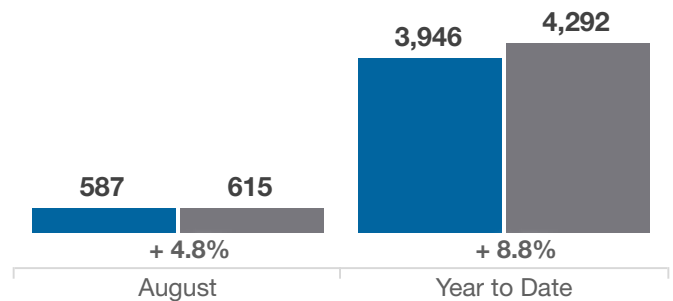
### New Listings

■ 2020 ■ 2021



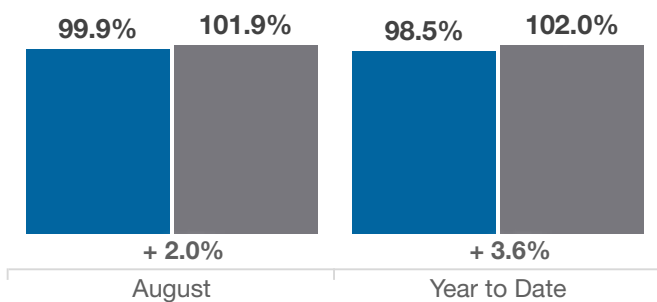
### Single Family Sales

■ 2020 ■ 2021



### Pct. Of Orig. List Price Received

■ 2020 ■ 2021



### Condo Sales

■ 2020 ■ 2021

