

Local Market Update – August 2021

A RESEARCH TOOL PROVIDED BY THE COLUMBUS REALTORS®
BASED ON RESIDENTIAL LISTING DATA ONLY



Columbus (Corp.)

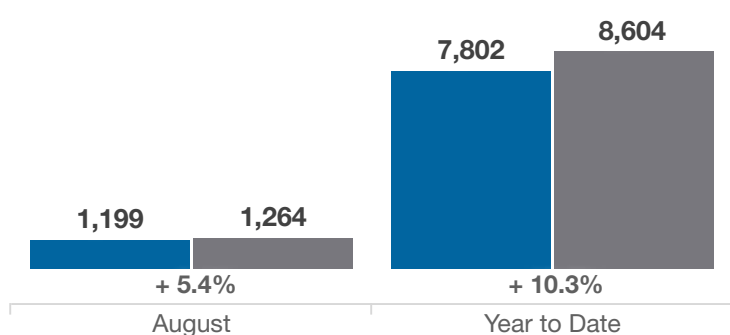
Franklin, Fairfield and Delaware Counties

Key Metrics	August			Year to Date		
	2020	2021	% Change	Thru 8-2020	Thru 8-2021	% Change
Closed Sales	1,199	1,264	+ 5.4%	7,802	8,604	+ 10.3%
In Contracts	1,520	1,509	- 0.7%	8,712	9,269	+ 6.4%
Average Sales Price*	\$223,325	\$261,276	+ 17.0%	\$214,946	\$250,665	+ 16.6%
Median Sales Price*	\$207,500	\$247,050	+ 19.1%	\$197,500	\$230,000	+ 16.5%
Average Price Per Square Foot*	\$148.56	\$171.96	+ 15.8%	\$142.79	\$168.16	+ 17.8%
Percent of Original List Price Received*	101.0%	103.3%	+ 2.3%	99.4%	103.3%	+ 3.9%
Percent of Last List Price Received*	101.3%	103.6%	+ 2.3%	100.2%	103.6%	+ 3.4%
Days on Market Until Sale	15	10	- 33.3%	22	13	- 40.9%
New Listings	1,365	1,474	+ 8.0%	9,189	10,272	+ 11.8%
Median List Price of New Listings	\$197,000	\$229,000	+ 16.2%	\$199,000	\$224,900	+ 13.0%
Median List Price at Time of Sale	\$200,000	\$235,223	+ 17.6%	\$195,000	\$223,500	+ 14.6%
Inventory of Homes for Sale	876	1,100	+ 25.6%	—	—	—
Months Supply of Inventory	0.9	1.0	+ 11.1%	—	—	—

* Does not account for sale concessions and/or downpayment assistance. | Percent changes are calculated using rounded figures and can sometimes look extreme due to small sample size.

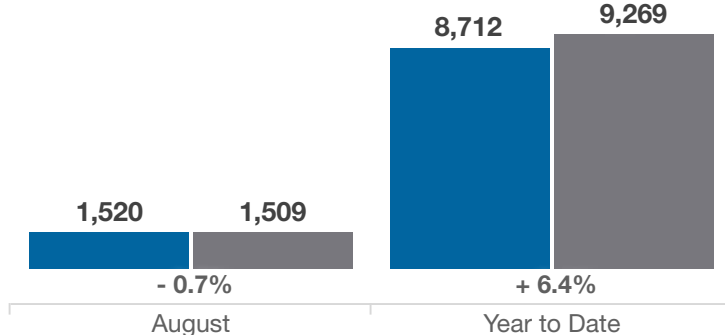
Closed Sales

■ 2020 ■ 2021



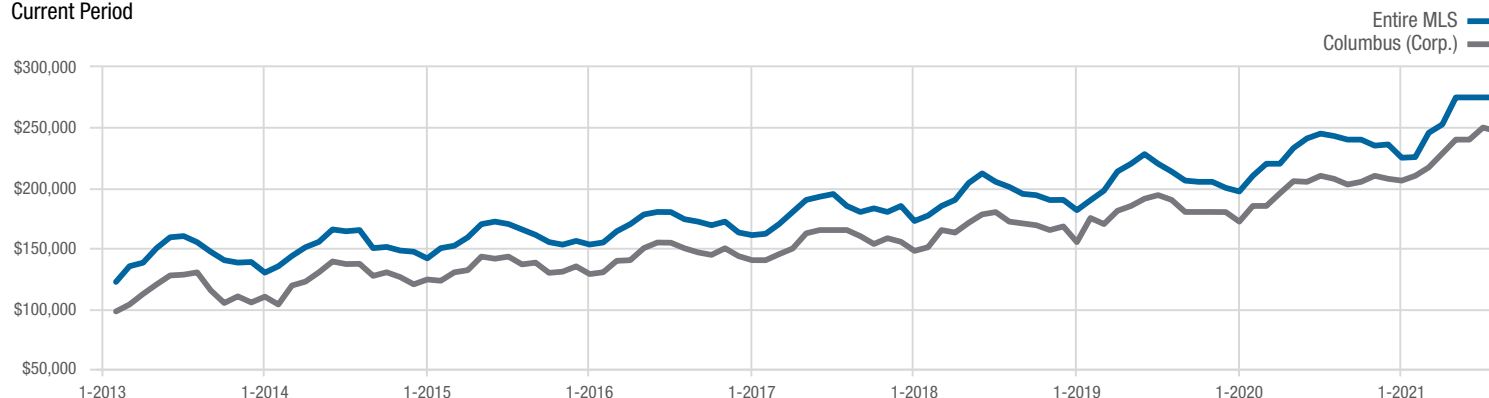
In Contracts

■ 2020 ■ 2021



Median Sales Price

Current Period



Each data point represents the median sales price in a given month.

Local Market Update – August 2021

A RESEARCH TOOL PROVIDED BY THE COLUMBUS REALTORS®
BASED ON RESIDENTIAL LISTING DATA ONLY

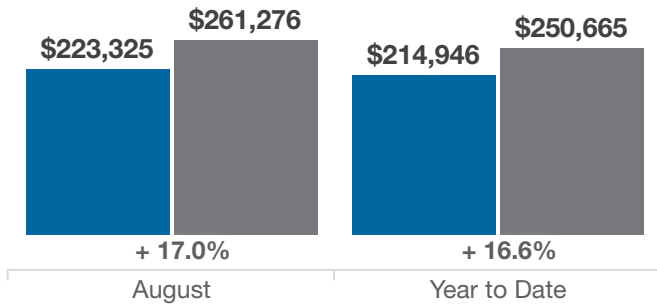


Columbus (Corp.)

Franklin, Fairfield and Delaware Counties

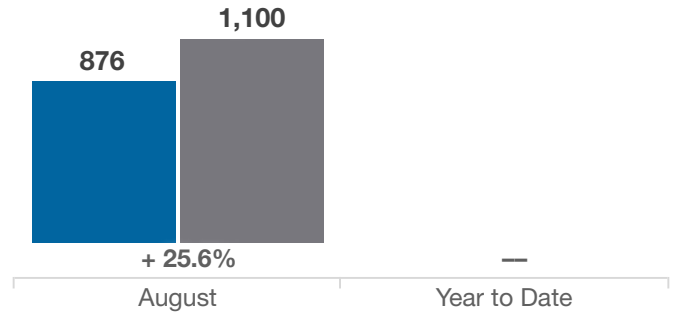
Average Sales Price

■ 2020 ■ 2021



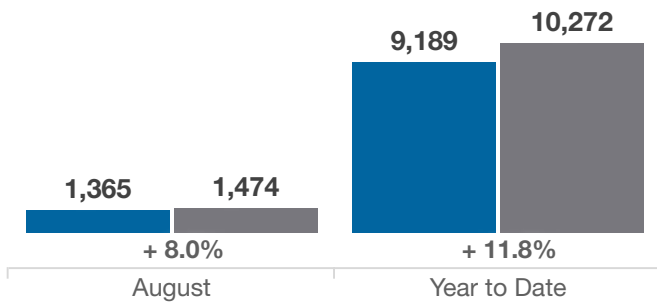
Inventory of Homes for Sale

■ 2020 ■ 2021



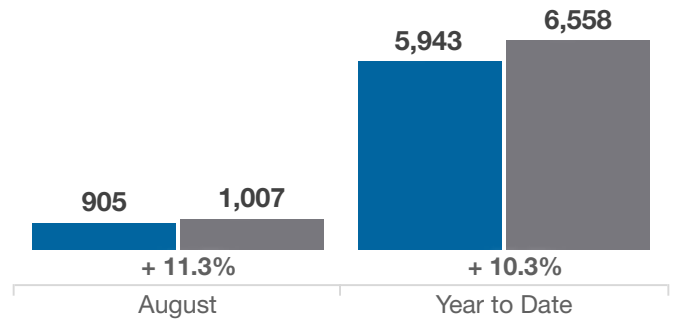
New Listings

■ 2020 ■ 2021



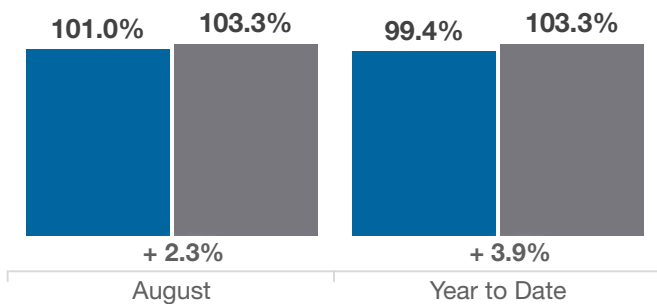
Single Family Sales

■ 2020 ■ 2021



Pct. Of Orig. List Price Received

■ 2020 ■ 2021



Condo Sales

■ 2020 ■ 2021

