

# Local Market Update – August 2021

A RESEARCH TOOL PROVIDED BY THE COLUMBUS REALTORS®  
BASED ON RESIDENTIAL LISTING DATA ONLY



## Johnstown-Monroe Local School District

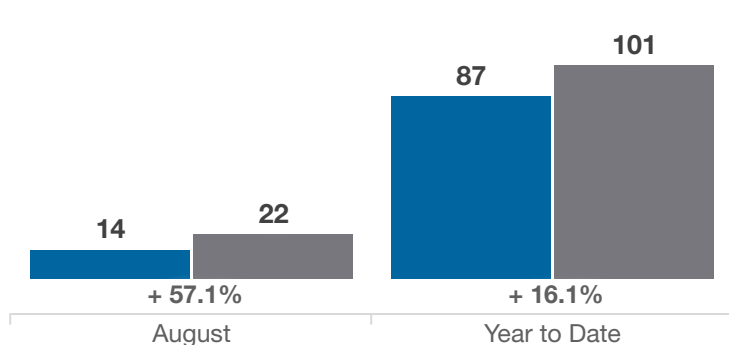
Delaware and Licking Counties

Key Metrics	August			Year to Date		
	2020	2021	% Change	Thru 8-2020	Thru 8-2021	% Change
Closed Sales	14	22	+ 57.1%	87	101	+ 16.1%
In Contracts	24	25	+ 4.2%	107	112	+ 4.7%
Average Sales Price*	\$327,671	\$329,438	+ 0.5%	\$296,393	\$338,693	+ 14.3%
Median Sales Price*	\$261,500	\$324,555	+ 24.1%	\$270,000	\$310,000	+ 14.8%
Average Price Per Square Foot*	\$169.12	\$175.35	+ 3.7%	\$152.77	\$166.83	+ 9.2%
Percent of Original List Price Received*	97.5%	101.6%	+ 4.2%	97.3%	101.4%	+ 4.2%
Percent of Last List Price Received*	101.0%	101.8%	+ 0.8%	99.2%	102.0%	+ 2.8%
Days on Market Until Sale	18	8	- 55.6%	35	10	- 71.4%
New Listings	23	20	- 13.0%	106	129	+ 21.7%
Median List Price of New Listings	\$299,000	\$312,225	+ 4.4%	\$273,450	\$305,000	+ 11.5%
Median List Price at Time of Sale	\$262,450	\$320,050	+ 21.9%	\$274,900	\$299,000	+ 8.8%
Inventory of Homes for Sale	10	11	+ 10.0%	—	—	—
Months Supply of Inventory	0.8	0.8	0.0%	—	—	—

\* Does not account for sale concessions and/or downpayment assistance. | Percent changes are calculated using rounded figures and can sometimes look extreme due to small sample size.

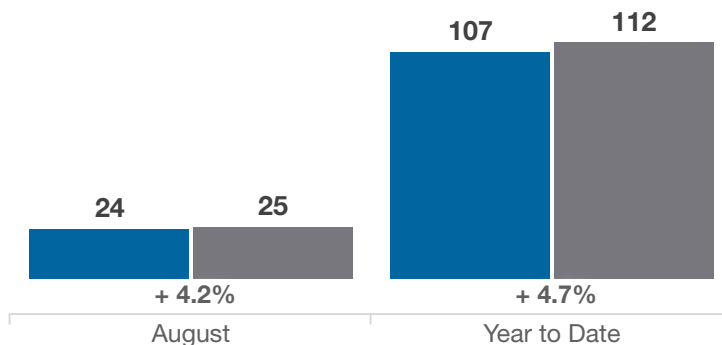
### Closed Sales

■ 2020 ■ 2021



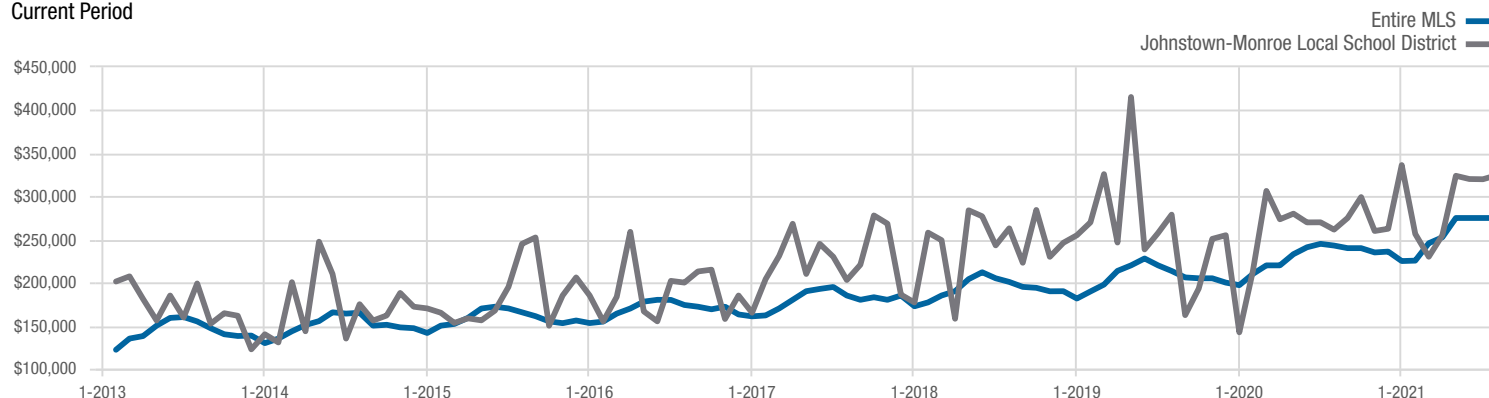
### In Contracts

■ 2020 ■ 2021



### Median Sales Price

Current Period



Each data point represents the median sales price in a given month.

# Local Market Update – August 2021

A RESEARCH TOOL PROVIDED BY THE COLUMBUS REALTORS®  
BASED ON RESIDENTIAL LISTING DATA ONLY

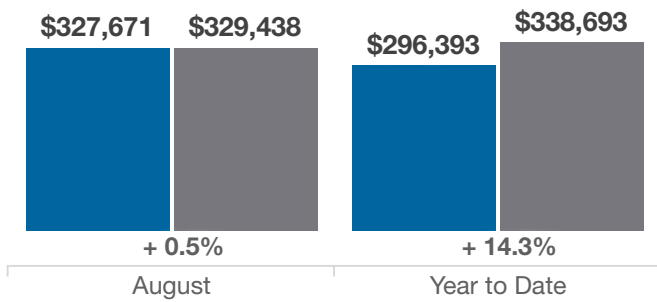


## Johnstown-Monroe Local School District

Delaware and Licking Counties

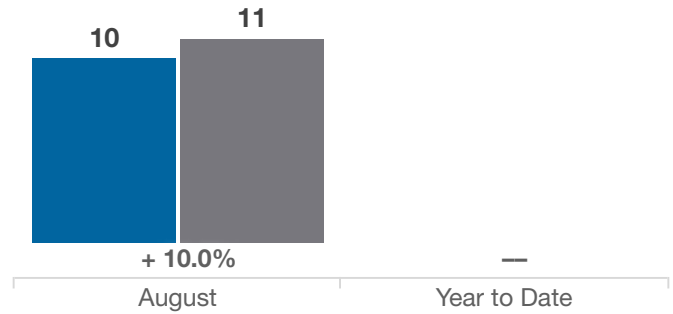
### Average Sales Price

■ 2020 ■ 2021



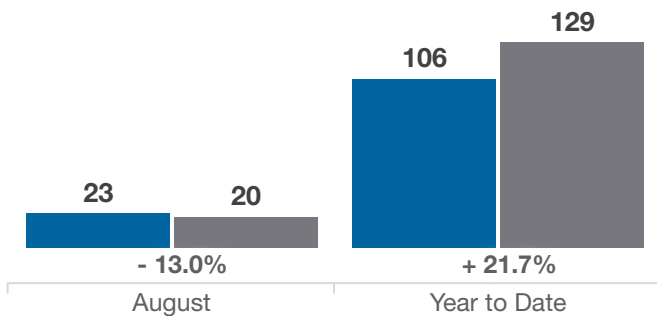
### Inventory of Homes for Sale

■ 2020 ■ 2021



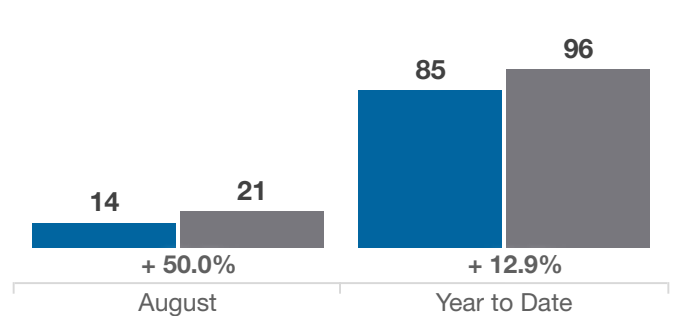
### New Listings

■ 2020 ■ 2021



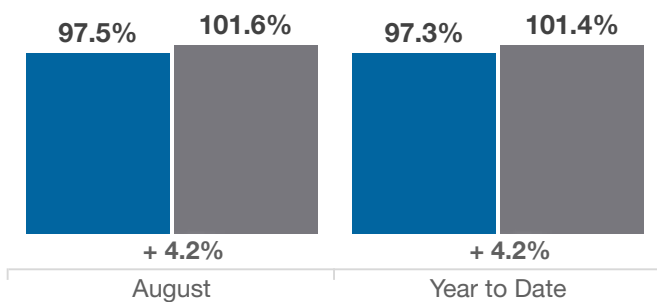
### Single Family Sales

■ 2020 ■ 2021



### Pct. Of Orig. List Price Received

■ 2020 ■ 2021



### Condo Sales

■ 2020 ■ 2021

