

Local Market Update – August 2021

A RESEARCH TOOL PROVIDED BY THE COLUMBUS REALTORS®
BASED ON RESIDENTIAL LISTING DATA ONLY



Miami Trace Local School District

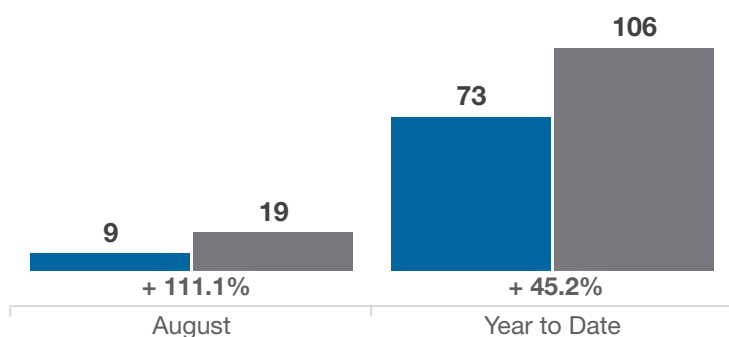
Fayette, Madison, Pickaway and Ross Counties

Key Metrics	August			Year to Date		
	2020	2021	% Change	Thru 8-2020	Thru 8-2021	% Change
Closed Sales	9	19	+ 111.1%	73	106	+ 45.2%
In Contracts	18	15	- 16.7%	85	108	+ 27.1%
Average Sales Price*	\$174,822	\$209,480	+ 19.8%	\$174,020	\$193,162	+ 11.0%
Median Sales Price*	\$149,900	\$185,000	+ 23.4%	\$160,000	\$175,000	+ 9.4%
Average Price Per Square Foot*	\$112.44	\$131.42	+ 16.9%	\$100.79	\$116.95	+ 16.0%
Percent of Original List Price Received*	101.9%	98.9%	- 2.9%	97.5%	99.3%	+ 1.8%
Percent of Last List Price Received*	101.9%	99.3%	- 2.6%	99.8%	100.6%	+ 0.8%
Days on Market Until Sale	11	9	- 18.2%	32	21	- 34.4%
New Listings	20	17	- 15.0%	91	117	+ 28.6%
Median List Price of New Listings	\$192,450	\$189,900	- 1.3%	\$185,000	\$174,316	- 5.8%
Median List Price at Time of Sale	\$149,900	\$185,000	+ 23.4%	\$167,500	\$174,316	+ 4.1%
Inventory of Homes for Sale	10	21	+ 110.0%	—	—	—
Months Supply of Inventory	1.0	1.7	+ 70.0%	—	—	—

* Does not account for sale concessions and/or downpayment assistance. | Percent changes are calculated using rounded figures and can sometimes look extreme due to small sample size.

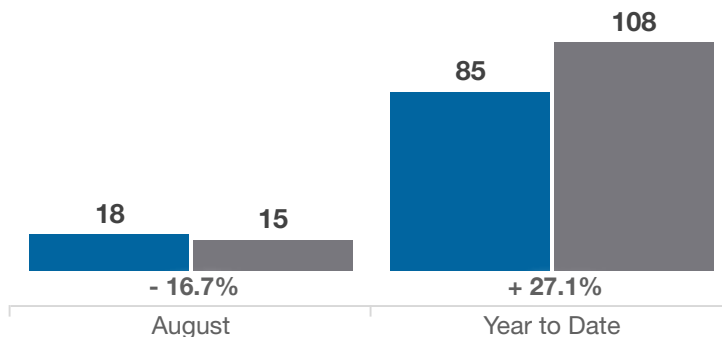
Closed Sales

■ 2020 ■ 2021



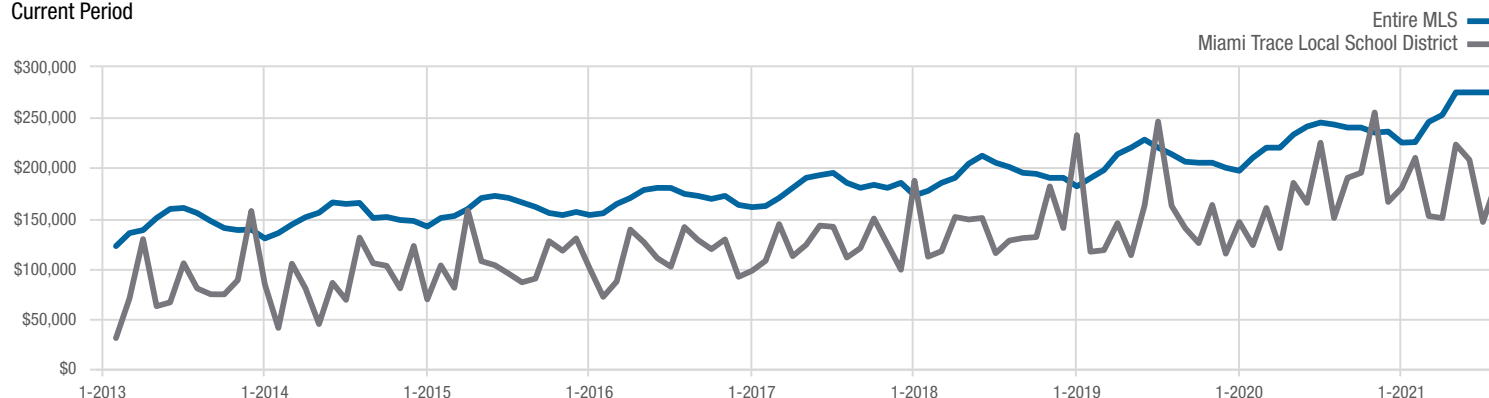
In Contracts

■ 2020 ■ 2021



Median Sales Price

Current Period



Each data point represents the median sales price in a given month.

Local Market Update – August 2021

A RESEARCH TOOL PROVIDED BY THE COLUMBUS REALTORS®
BASED ON RESIDENTIAL LISTING DATA ONLY

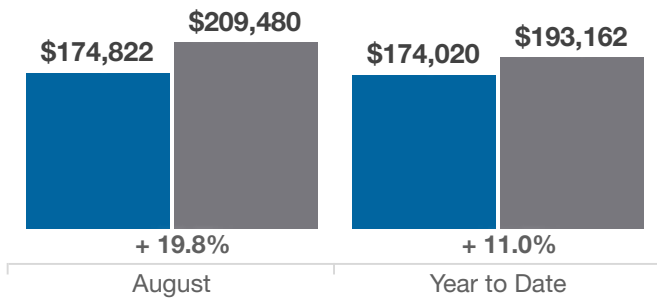


Miami Trace Local School District

Fayette, Madison, Pickaway and Ross Counties

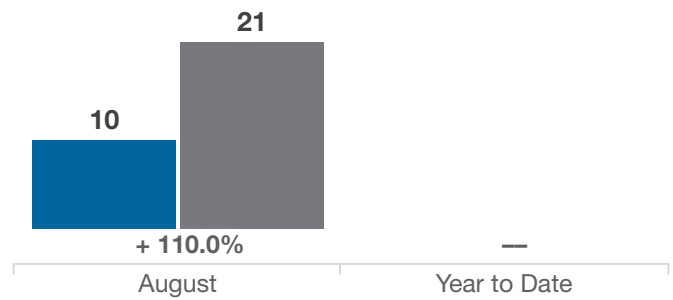
Average Sales Price

■ 2020 ■ 2021



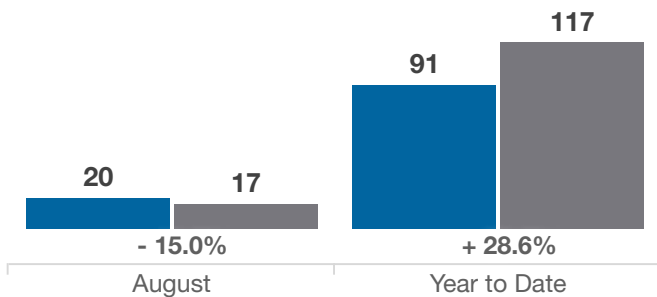
Inventory of Homes for Sale

■ 2020 ■ 2021



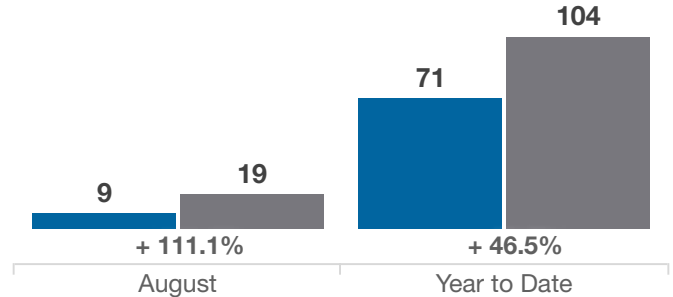
New Listings

■ 2020 ■ 2021



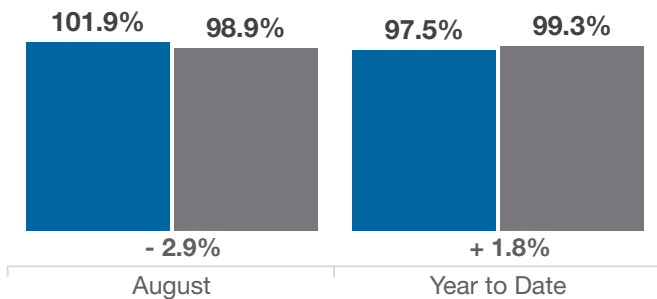
Single Family Sales

■ 2020 ■ 2021



Pct. Of Orig. List Price Received

■ 2020 ■ 2021



Condo Sales

■ 2020 ■ 2021

