

# Local Market Update – August 2021

A RESEARCH TOOL PROVIDED BY THE COLUMBUS REALTORS®  
BASED ON RESIDENTIAL LISTING DATA ONLY



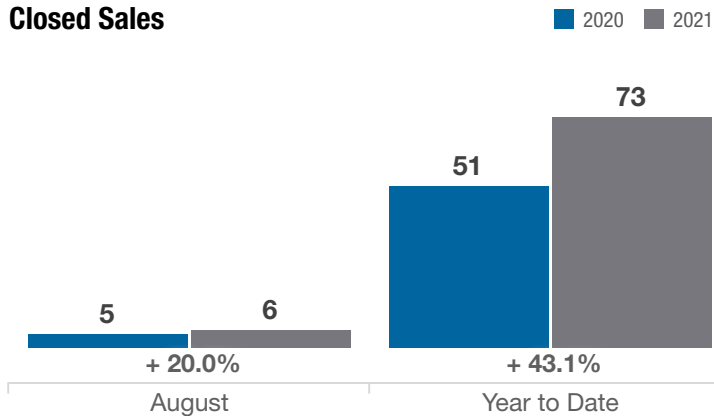
## Northridge Local School District

Delaware, Knox and Licking Counties

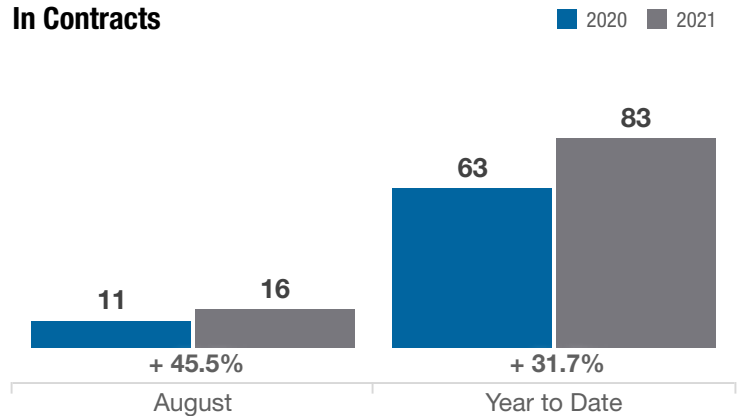
Key Metrics	August			Year to Date		
	2020	2021	% Change	Thru 8-2020	Thru 8-2021	% Change
Closed Sales	5	6	+ 20.0%	51	73	+ 43.1%
In Contracts	11	16	+ 45.5%	63	83	+ 31.7%
Average Sales Price*	\$261,500	\$309,920	+ 18.5%	\$276,426	\$363,824	+ 31.6%
Median Sales Price*	\$235,000	\$393,260	+ 67.3%	\$235,000	\$324,950	+ 38.3%
Average Price Per Square Foot*	\$132.29	\$127.73	- 3.4%	\$135.04	\$159.64	+ 18.2%
Percent of Original List Price Received*	98.3%	100.6%	+ 2.3%	96.5%	102.1%	+ 5.8%
Percent of Last List Price Received*	98.3%	100.6%	+ 2.3%	98.6%	102.0%	+ 3.4%
Days on Market Until Sale	6	5	- 16.7%	44	17	- 61.4%
New Listings	10	17	+ 70.0%	68	114	+ 67.6%
Median List Price of New Listings	\$264,900	\$399,888	+ 51.0%	\$259,900	\$345,934	+ 33.1%
Median List Price at Time of Sale	\$239,900	\$384,950	+ 60.5%	\$249,900	\$316,250	+ 26.6%
Inventory of Homes for Sale	7	27	+ 285.7%	—	—	—
Months Supply of Inventory	0.9	2.8	+ 211.1%	—	—	—

\* Does not account for sale concessions and/or downpayment assistance. | Percent changes are calculated using rounded figures and can sometimes look extreme due to small sample size.

### Closed Sales

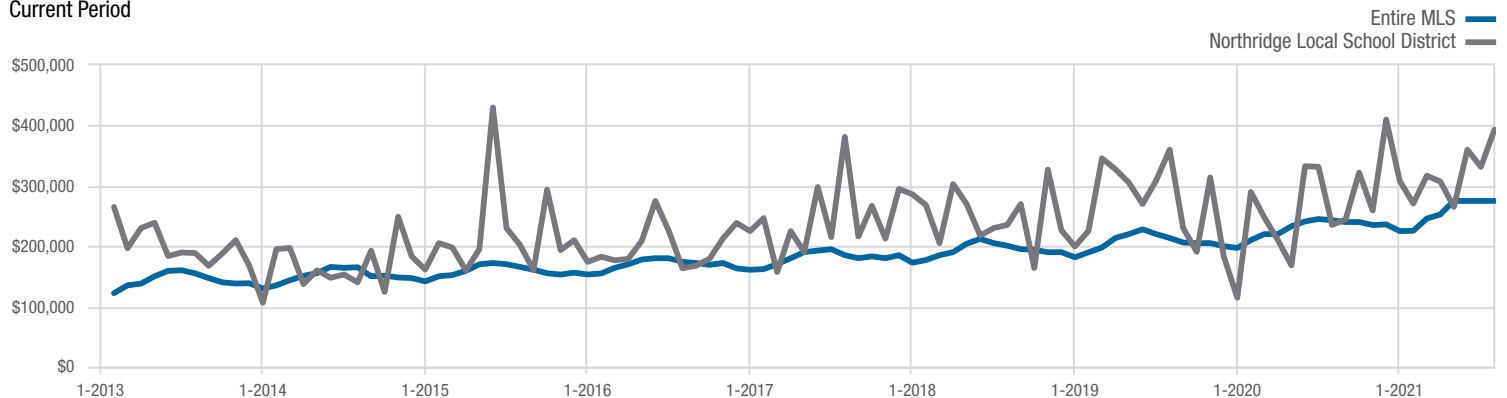


### In Contracts



### Median Sales Price

Current Period



Each data point represents the median sales price in a given month.

# Local Market Update – August 2021

A RESEARCH TOOL PROVIDED BY THE COLUMBUS REALTORS®  
BASED ON RESIDENTIAL LISTING DATA ONLY

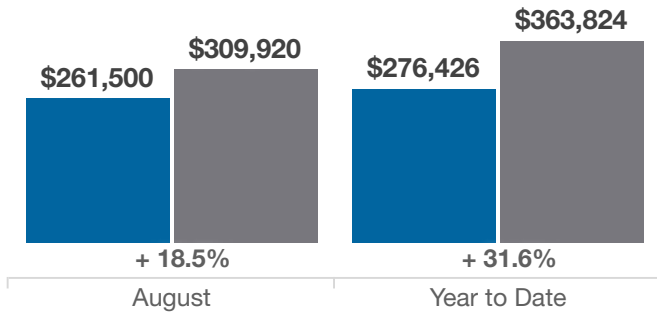


## Northridge Local School District

Delaware, Knox and Licking Counties

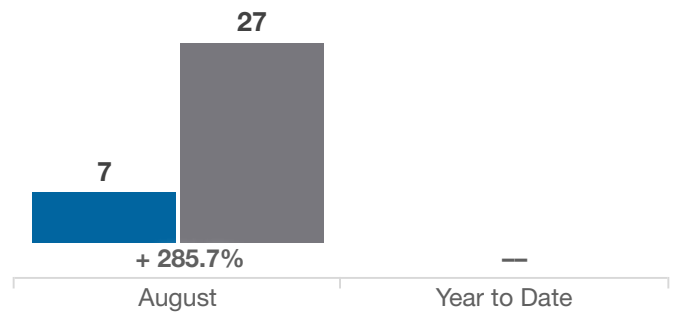
### Average Sales Price

■ 2020 ■ 2021



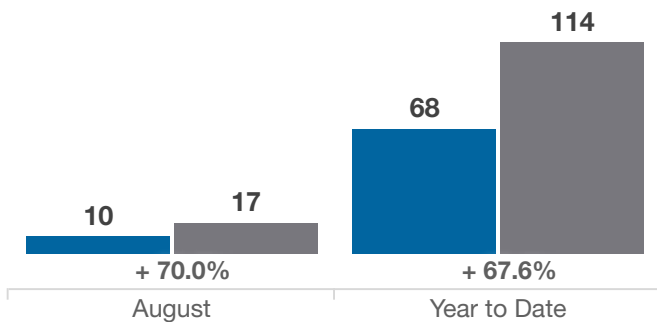
### Inventory of Homes for Sale

■ 2020 ■ 2021



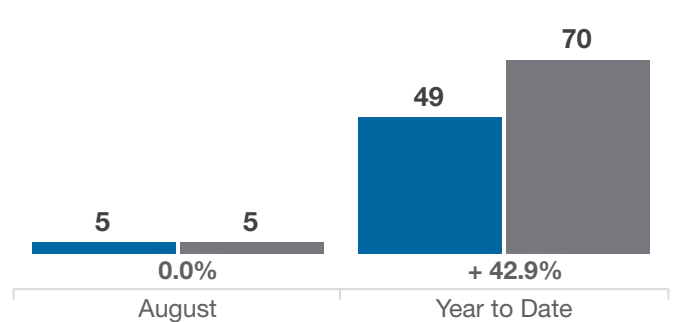
### New Listings

■ 2020 ■ 2021



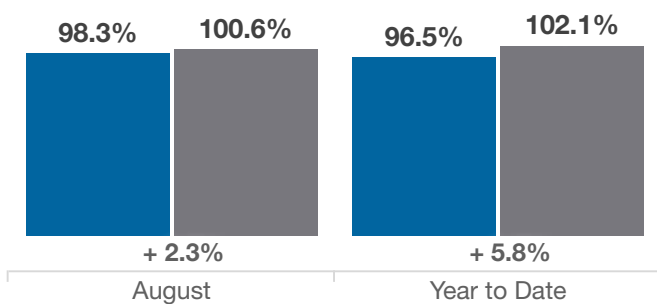
### Single Family Sales

■ 2020 ■ 2021



### Pct. Of Orig. List Price Received

■ 2020 ■ 2021



### Condo Sales

■ 2020 ■ 2021

