

# Local Market Update – August 2021

A RESEARCH TOOL PROVIDED BY THE COLUMBUS REALTORS®  
BASED ON RESIDENTIAL LISTING DATA ONLY



## South-Western City School District (Grove City)

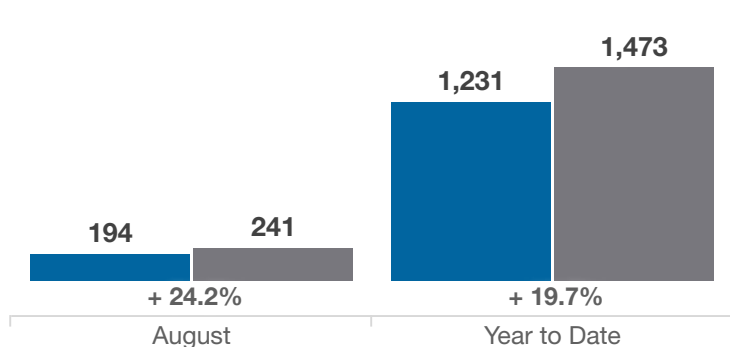
Franklin and Pickaway Counties

Key Metrics	August			Year to Date		
	2020	2021	% Change	Thru 8-2020	Thru 8-2021	% Change
Closed Sales	194	241	+ 24.2%	1,231	1,473	+ 19.7%
In Contracts	258	295	+ 14.3%	1,408	1,635	+ 16.1%
Average Sales Price*	\$233,663	\$266,924	+ 14.2%	\$213,180	\$254,055	+ 19.2%
Median Sales Price*	\$210,000	\$250,000	+ 19.0%	\$199,900	\$238,000	+ 19.1%
Average Price Per Square Foot*	\$136.33	\$161.41	+ 18.4%	\$131.14	\$155.65	+ 18.7%
Percent of Original List Price Received*	101.0%	103.5%	+ 2.5%	99.9%	104.0%	+ 4.1%
Percent of Last List Price Received*	101.5%	103.8%	+ 2.3%	100.5%	103.9%	+ 3.4%
Days on Market Until Sale	16	9	- 43.8%	18	10	- 44.4%
New Listings	230	242	+ 5.2%	1,465	1,734	+ 18.4%
Median List Price of New Listings	\$196,750	\$239,900	+ 21.9%	\$199,900	\$230,000	+ 15.1%
Median List Price at Time of Sale	\$200,000	\$239,900	+ 20.0%	\$195,000	\$225,000	+ 15.4%
Inventory of Homes for Sale	112	121	+ 8.0%	—	—	—
Months Supply of Inventory	0.7	0.6	- 14.3%	—	—	—

\* Does not account for sale concessions and/or downpayment assistance. | Percent changes are calculated using rounded figures and can sometimes look extreme due to small sample size.

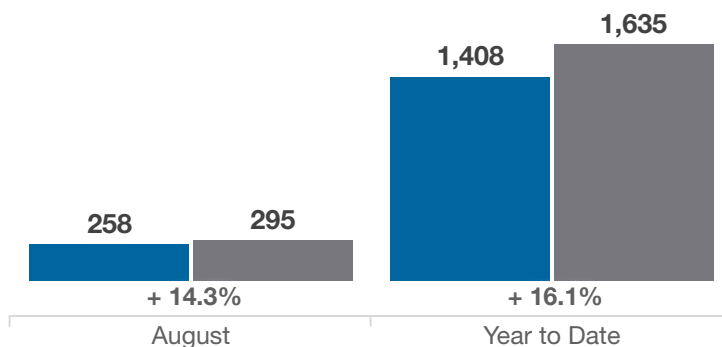
### Closed Sales

■ 2020 ■ 2021



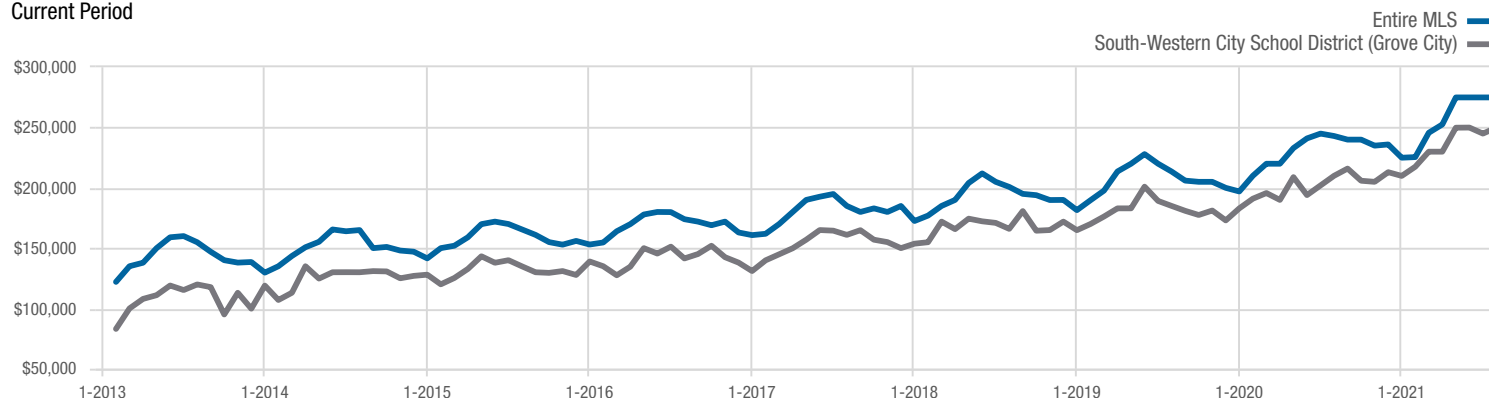
### In Contracts

■ 2020 ■ 2021



### Median Sales Price

Current Period



Each data point represents the median sales price in a given month.

# Local Market Update – August 2021

A RESEARCH TOOL PROVIDED BY THE COLUMBUS REALTORS®  
BASED ON RESIDENTIAL LISTING DATA ONLY

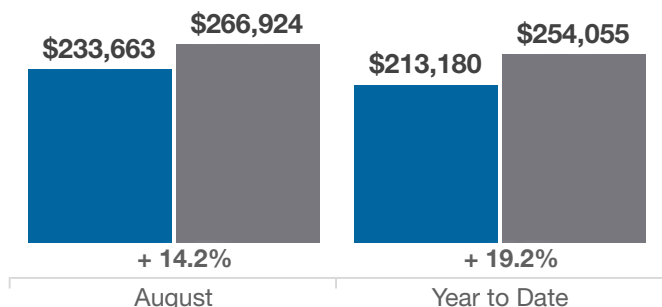


## South-Western City School District (Grove City)

Franklin and Pickaway Counties

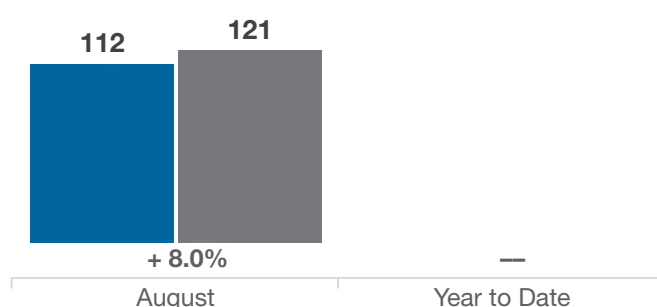
### Average Sales Price

■ 2020 ■ 2021



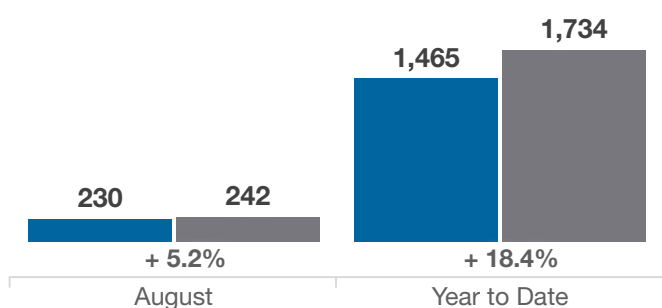
### Inventory of Homes for Sale

■ 2020 ■ 2021



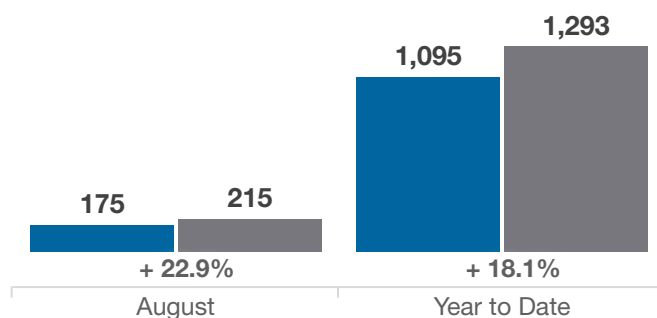
### New Listings

■ 2020 ■ 2021



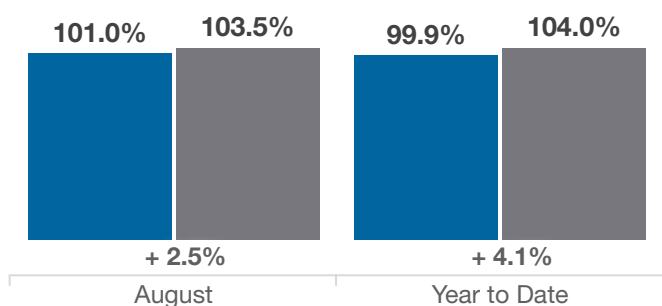
### Single Family Sales

■ 2020 ■ 2021



### Pct. Of Orig. List Price Received

■ 2020 ■ 2021



### Condo Sales

■ 2020 ■ 2021

