

# Local Market Update – August 2021

A RESEARCH TOOL PROVIDED BY THE COLUMBUS REALTORS®  
BASED ON RESIDENTIAL LISTING DATA ONLY



## Westerville City School District

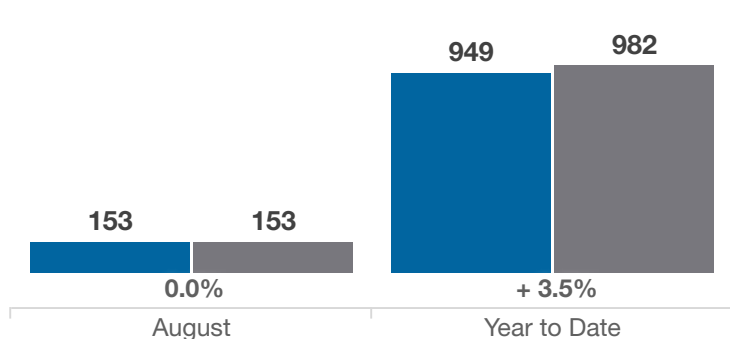
Franklin and Delaware Counties

Key Metrics	August			Year to Date		
	2020	2021	% Change	Thru 8-2020	Thru 8-2021	% Change
Closed Sales	153	153	0.0%	949	982	+ 3.5%
In Contracts	212	177	- 16.5%	1,077	1,094	+ 1.6%
Average Sales Price*	\$283,231	\$337,613	+ 19.2%	\$285,929	\$330,644	+ 15.6%
Median Sales Price*	\$262,950	\$330,000	+ 25.5%	\$271,200	\$310,000	+ 14.3%
Average Price Per Square Foot*	\$153.77	\$176.53	+ 14.8%	\$149.35	\$173.27	+ 16.0%
Percent of Original List Price Received*	102.1%	104.3%	+ 2.2%	100.4%	104.7%	+ 4.3%
Percent of Last List Price Received*	102.2%	104.6%	+ 2.3%	100.8%	104.9%	+ 4.1%
Days on Market Until Sale	10	8	- 20.0%	20	9	- 55.0%
New Listings	147	144	- 2.0%	1,114	1,150	+ 3.2%
Median List Price of New Listings	\$270,000	\$299,389	+ 10.9%	\$270,000	\$300,000	+ 11.1%
Median List Price at Time of Sale	\$252,450	\$309,999	+ 22.8%	\$269,900	\$295,000	+ 9.3%
Inventory of Homes for Sale	72	55	- 23.6%	—	—	—
Months Supply of Inventory	0.6	0.4	- 33.3%	—	—	—

\* Does not account for sale concessions and/or downpayment assistance. | Percent changes are calculated using rounded figures and can sometimes look extreme due to small sample size.

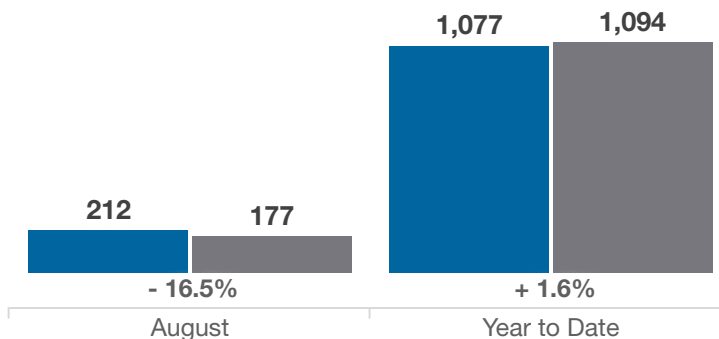
### Closed Sales

■ 2020 ■ 2021



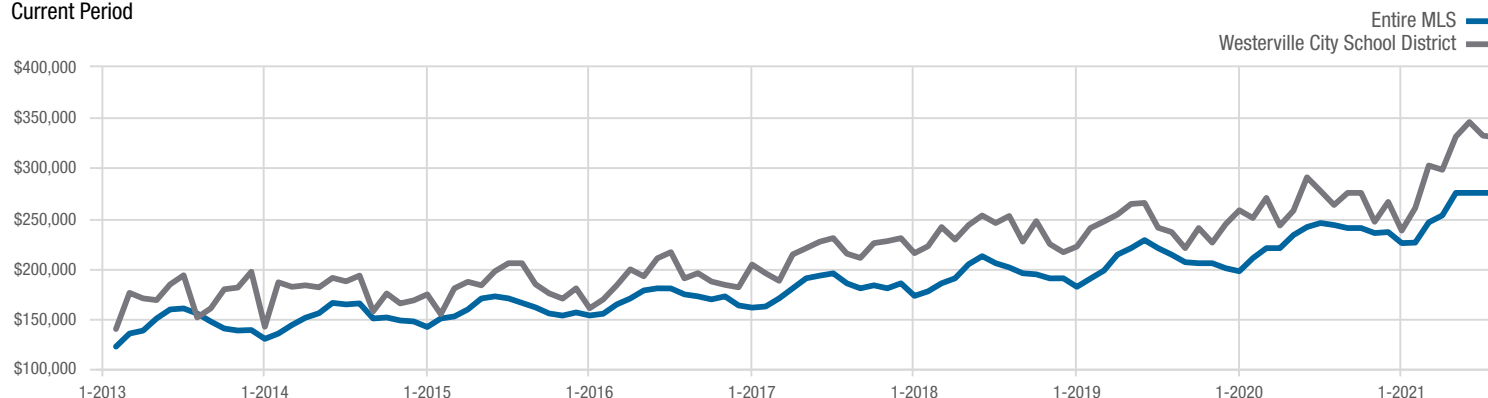
### In Contracts

■ 2020 ■ 2021



### Median Sales Price

Current Period



Each data point represents the median sales price in a given month.

# Local Market Update – August 2021

A RESEARCH TOOL PROVIDED BY THE COLUMBUS REALTORS®  
BASED ON RESIDENTIAL LISTING DATA ONLY

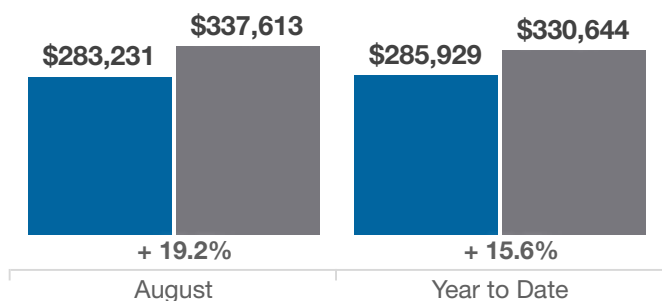


## Westerville City School District

Franklin and Delaware Counties

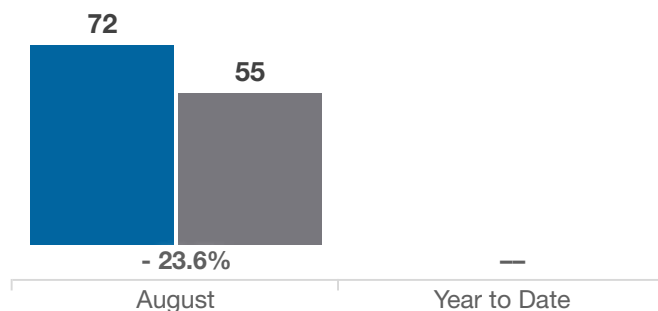
### Average Sales Price

■ 2020 ■ 2021



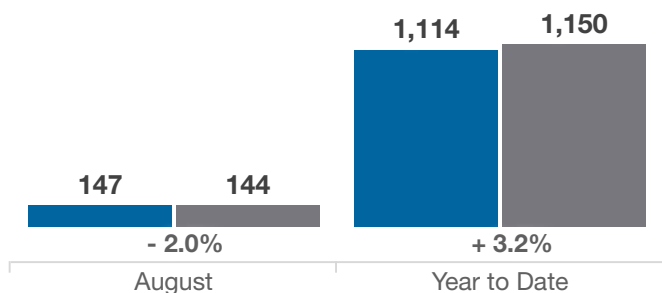
### Inventory of Homes for Sale

■ 2020 ■ 2021



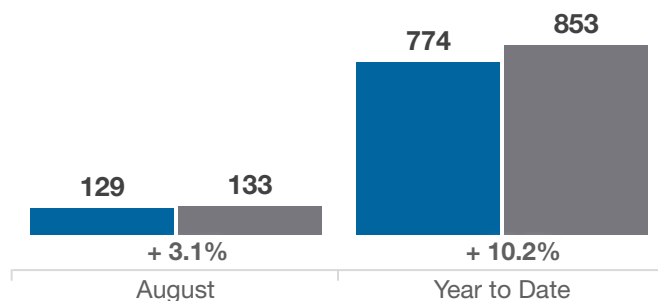
### New Listings

■ 2020 ■ 2021



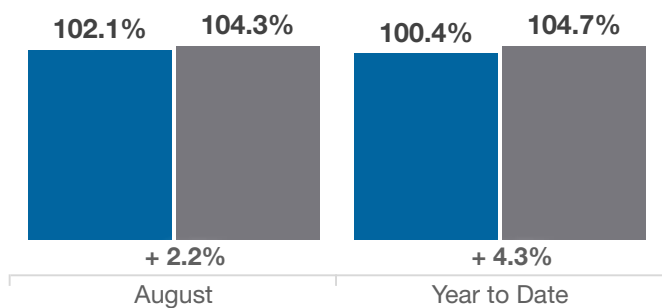
### Single Family Sales

■ 2020 ■ 2021



### Pct. Of Orig. List Price Received

■ 2020 ■ 2021



### Condo Sales

■ 2020 ■ 2021

