

Local Market Update – September 2021

A RESEARCH TOOL PROVIDED BY THE COLUMBUS REALTORS®
BASED ON RESIDENTIAL LISTING DATA ONLY



Buckeye Valley Local School District

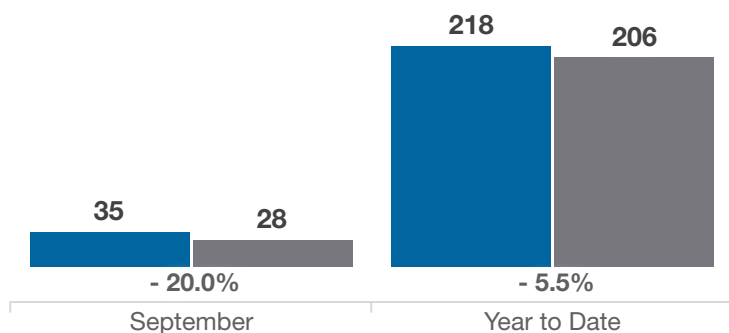
Delaware, Morrow, and Union Counties

Key Metrics	September			Year to Date		
	2020	2021	% Change	Thru 9-2020	Thru 9-2021	% Change
Closed Sales	35	28	- 20.0%	218	206	- 5.5%
In Contracts	29	32	+ 10.3%	244	232	- 4.9%
Average Sales Price*	\$418,195	\$391,928	- 6.3%	\$361,321	\$401,854	+ 11.2%
Median Sales Price*	\$419,900	\$400,000	- 4.7%	\$370,000	\$405,000	+ 9.5%
Average Price Per Square Foot*	\$186.55	\$192.31	+ 3.1%	\$164.22	\$193.65	+ 17.9%
Percent of Original List Price Received*	98.4%	101.9%	+ 3.6%	97.9%	101.0%	+ 3.2%
Percent of Last List Price Received*	99.6%	103.6%	+ 4.0%	99.4%	101.8%	+ 2.4%
Days on Market Until Sale	39	13	- 66.7%	40	22	- 45.0%
New Listings	23	33	+ 43.5%	263	245	- 6.8%
Median List Price of New Listings	\$420,000	\$409,900	- 2.4%	\$379,900	\$399,000	+ 5.0%
Median List Price at Time of Sale	\$419,900	\$367,583	- 12.5%	\$370,000	\$399,000	+ 7.8%
Inventory of Homes for Sale	33	28	- 15.2%	—	—	—
Months Supply of Inventory	1.3	1.1	- 15.4%	—	—	—

* Does not account for sale concessions and/or downpayment assistance. | Percent changes are calculated using rounded figures and can sometimes look extreme due to small sample size.

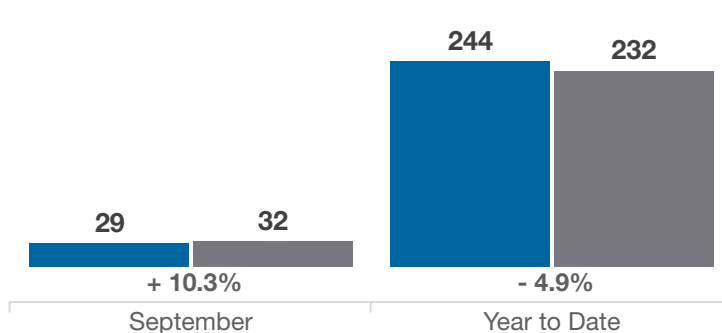
Closed Sales

■ 2020 ■ 2021



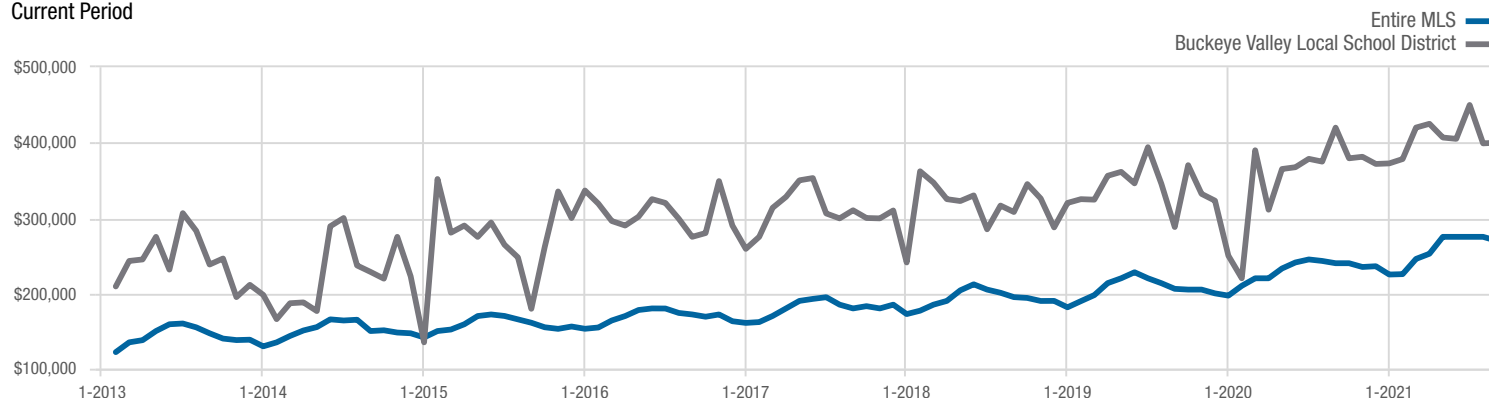
In Contracts

■ 2020 ■ 2021



Median Sales Price

Current Period



Each data point represents the median sales price in a given month.

Local Market Update – September 2021

A RESEARCH TOOL PROVIDED BY THE COLUMBUS REALTORS®
BASED ON RESIDENTIAL LISTING DATA ONLY

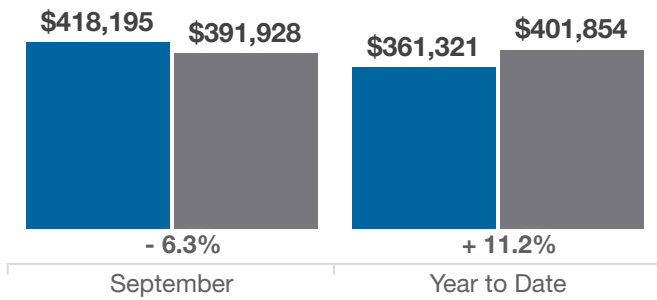


Buckeye Valley Local School District

Delaware, Morrow, and Union Counties

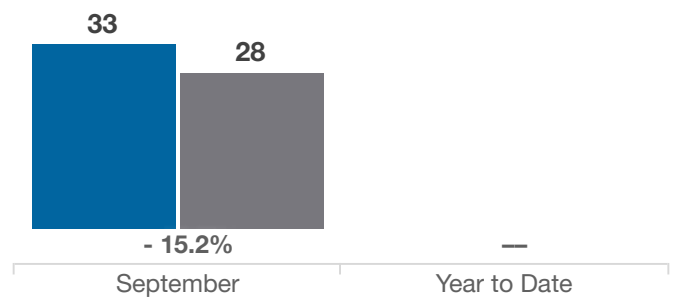
Average Sales Price

■ 2020 ■ 2021



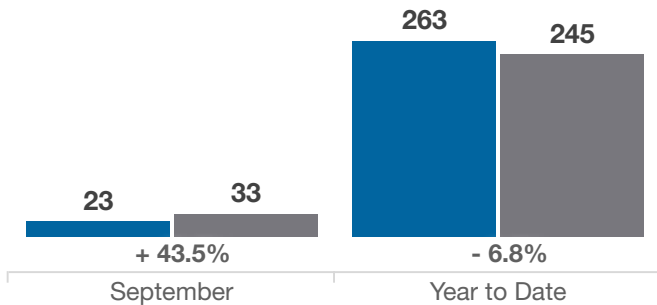
Inventory of Homes for Sale

■ 2020 ■ 2021



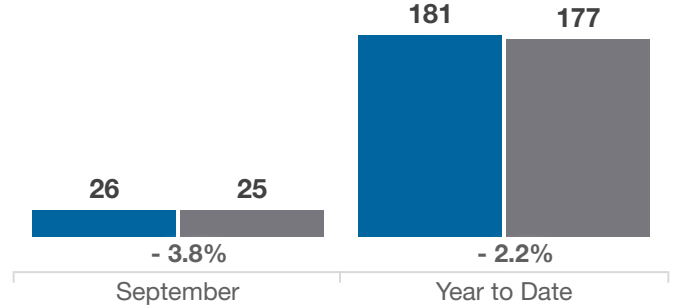
New Listings

■ 2020 ■ 2021



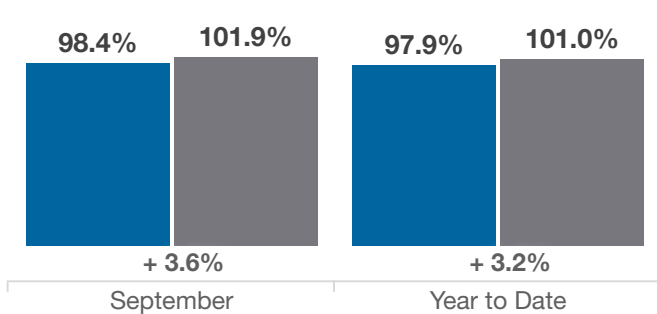
Single Family Sales

■ 2020 ■ 2021



Pct. Of Orig. List Price Received

■ 2020 ■ 2021



Condo Sales

■ 2020 ■ 2021

