

Local Market Update – September 2021

A RESEARCH TOOL PROVIDED BY THE COLUMBUS REALTORS®
BASED ON RESIDENTIAL LISTING DATA ONLY



Columbus (Corp.)

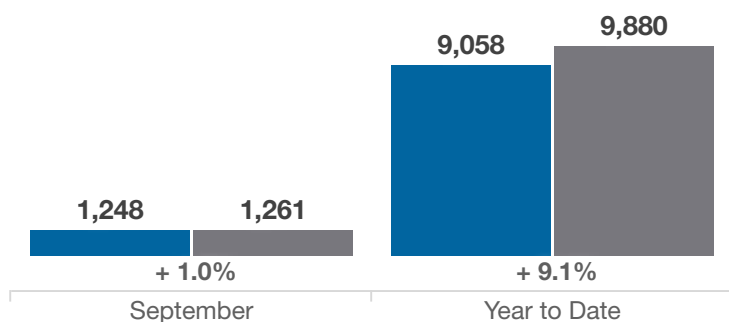
Franklin, Fairfield and Delaware Counties

Key Metrics	September			Year to Date		
	2020	2021	% Change	Thru 9-2020	Thru 9-2021	% Change
Closed Sales	1,248	1,261	+ 1.0%	9,058	9,880	+ 9.1%
In Contracts	1,392	1,381	- 0.8%	9,895	10,445	+ 5.6%
Average Sales Price*	\$221,435	\$249,766	+ 12.8%	\$215,777	\$250,568	+ 16.1%
Median Sales Price*	\$202,750	\$240,000	+ 18.4%	\$198,000	\$232,300	+ 17.3%
Average Price Per Square Foot*	\$146.89	\$167.05	+ 13.7%	\$143.33	\$168.00	+ 17.2%
Percent of Original List Price Received*	100.8%	101.7%	+ 0.9%	99.6%	103.1%	+ 3.5%
Percent of Last List Price Received*	101.4%	102.3%	+ 0.9%	100.4%	103.4%	+ 3.0%
Days on Market Until Sale	15	11	- 26.7%	21	13	- 38.1%
New Listings	1,421	1,344	- 5.4%	10,613	11,625	+ 9.5%
Median List Price of New Listings	\$210,000	\$229,900	+ 9.5%	\$199,900	\$225,000	+ 12.6%
Median List Price at Time of Sale	\$199,900	\$229,900	+ 15.0%	\$195,000	\$224,900	+ 15.3%
Inventory of Homes for Sale	1,000	1,149	+ 14.9%	—	—	—
Months Supply of Inventory	1.0	1.0	0.0%	—	—	—

* Does not account for sale concessions and/or downpayment assistance. | Percent changes are calculated using rounded figures and can sometimes look extreme due to small sample size.

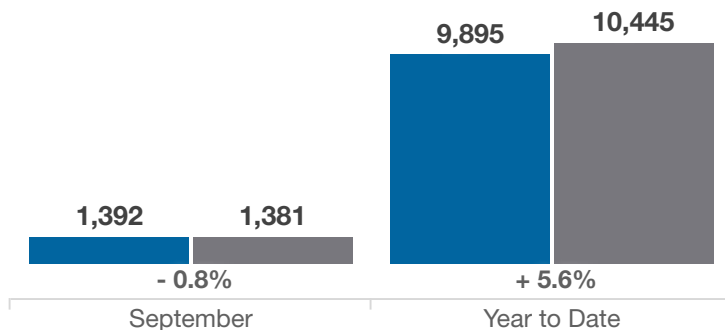
Closed Sales

■ 2020 ■ 2021



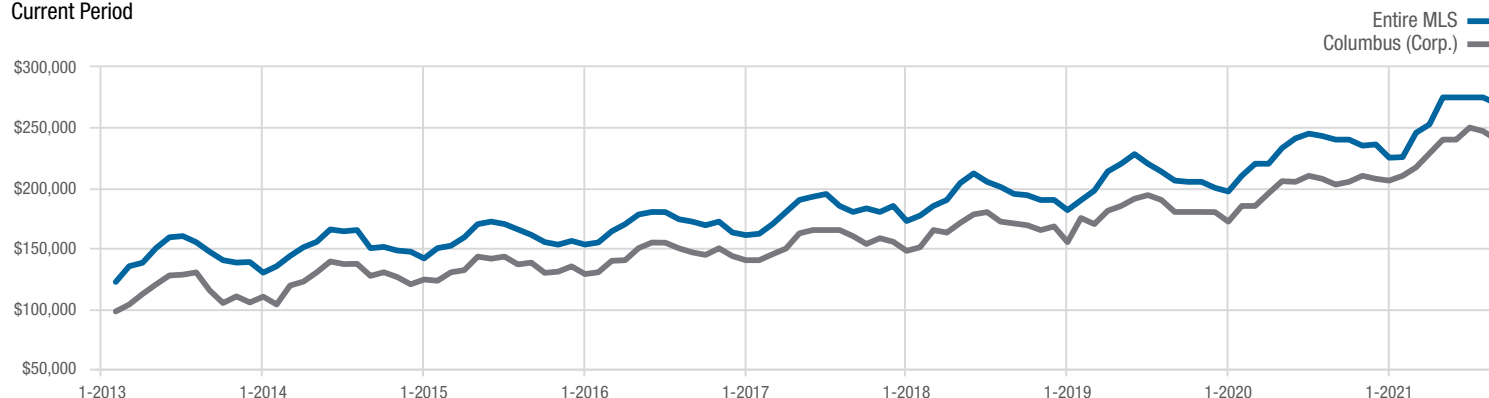
In Contracts

■ 2020 ■ 2021



Median Sales Price

Current Period



Each data point represents the median sales price in a given month.

Local Market Update – September 2021

A RESEARCH TOOL PROVIDED BY THE COLUMBUS REALTORS®
BASED ON RESIDENTIAL LISTING DATA ONLY

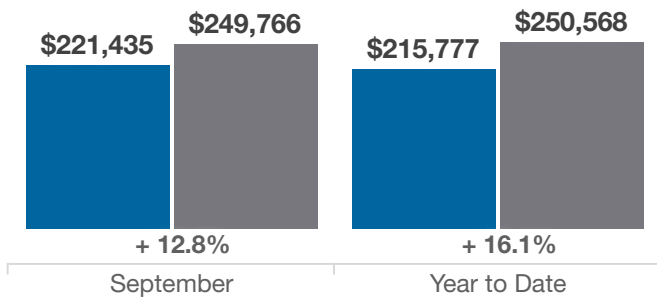


Columbus (Corp.)

Franklin, Fairfield and Delaware Counties

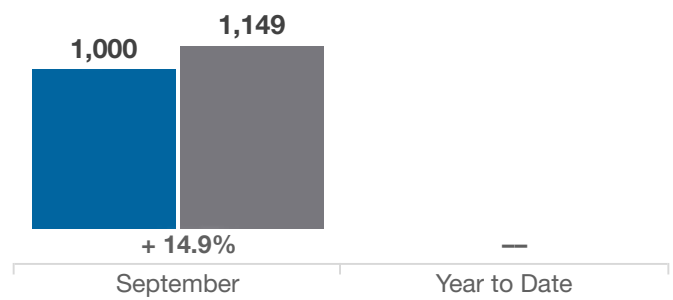
Average Sales Price

■ 2020 ■ 2021



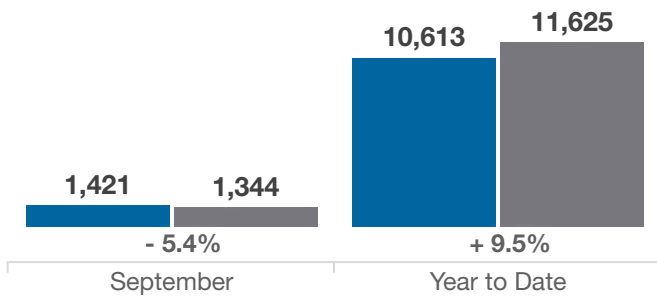
Inventory of Homes for Sale

■ 2020 ■ 2021



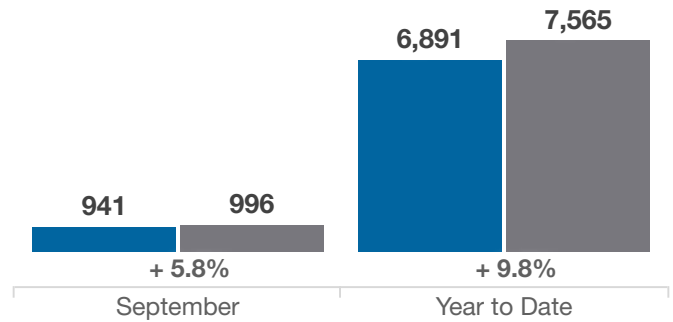
New Listings

■ 2020 ■ 2021



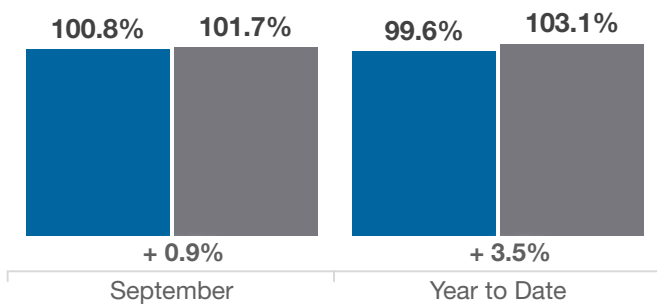
Single Family Sales

■ 2020 ■ 2021



Pct. Of Orig. List Price Received

■ 2020 ■ 2021



Condo Sales

■ 2020 ■ 2021

