

# Local Market Update – September 2021

A RESEARCH TOOL PROVIDED BY THE COLUMBUS REALTORS®  
BASED ON RESIDENTIAL LISTING DATA ONLY



## Gahanna Jefferson City School District

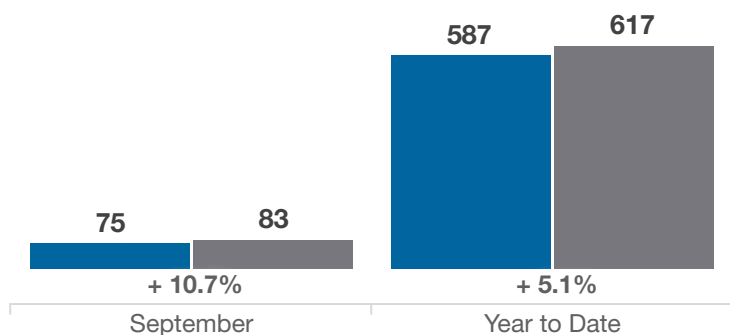
Franklin County

Key Metrics	September			Year to Date		
	2020	2021	% Change	Thru 9-2020	Thru 9-2021	% Change
Closed Sales	75	83	+ 10.7%	587	617	+ 5.1%
In Contracts	81	84	+ 3.7%	630	664	+ 5.4%
Average Sales Price*	\$339,072	\$411,502	+ 21.4%	\$312,873	\$369,352	+ 18.1%
Median Sales Price*	\$284,000	\$350,000	+ 23.2%	\$278,000	\$321,000	+ 15.5%
Average Price Per Square Foot*	\$157.48	\$174.72	+ 10.9%	\$147.55	\$170.36	+ 15.5%
Percent of Original List Price Received*	100.3%	102.8%	+ 2.5%	99.4%	103.4%	+ 4.0%
Percent of Last List Price Received*	101.2%	103.6%	+ 2.4%	100.2%	103.8%	+ 3.6%
Days on Market Until Sale	22	10	- 54.5%	23	11	- 52.2%
New Listings	76	89	+ 17.1%	640	717	+ 12.0%
Median List Price of New Listings	\$267,000	\$339,900	+ 27.3%	\$279,900	\$314,900	+ 12.5%
Median List Price at Time of Sale	\$279,900	\$349,900	+ 25.0%	\$276,700	\$300,000	+ 8.4%
Inventory of Homes for Sale	50	55	+ 10.0%	—	—	—
Months Supply of Inventory	0.8	0.8	0.0%	—	—	—

\* Does not account for sale concessions and/or downpayment assistance. | Percent changes are calculated using rounded figures and can sometimes look extreme due to small sample size.

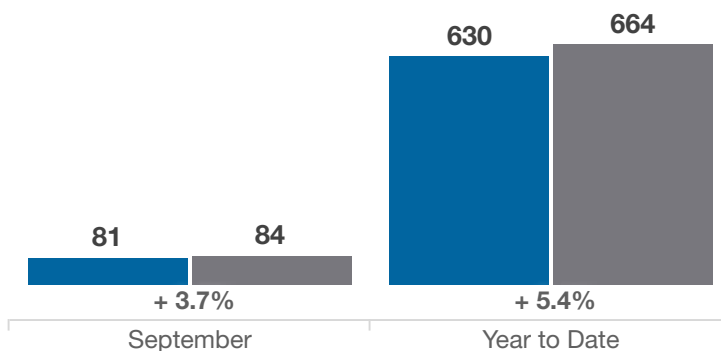
### Closed Sales

■ 2020 ■ 2021



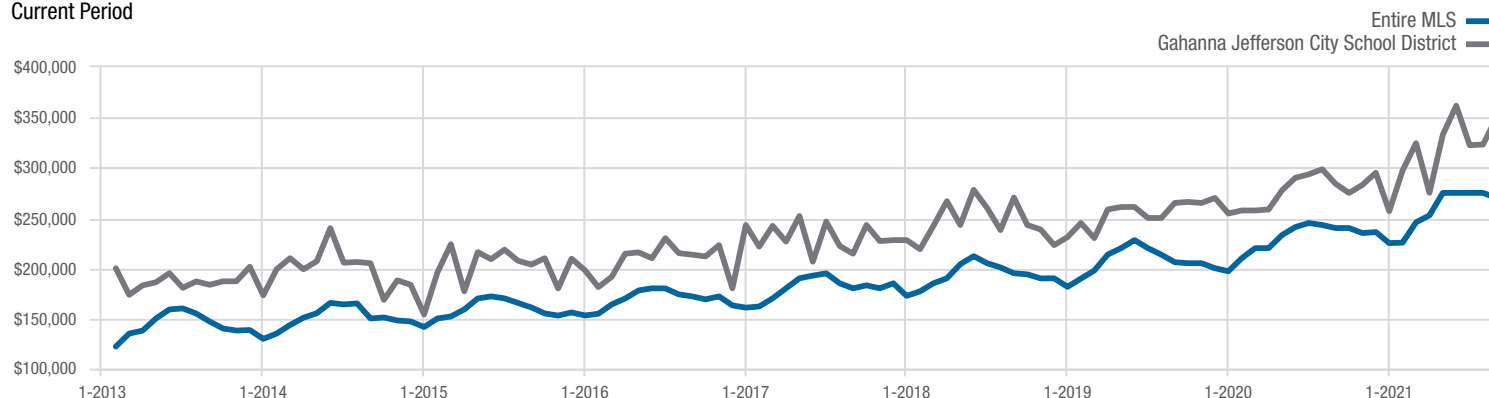
### In Contracts

■ 2020 ■ 2021



### Median Sales Price

Current Period



Each data point represents the median sales price in a given month.

# Local Market Update – September 2021

A RESEARCH TOOL PROVIDED BY THE COLUMBUS REALTORS®  
BASED ON RESIDENTIAL LISTING DATA ONLY

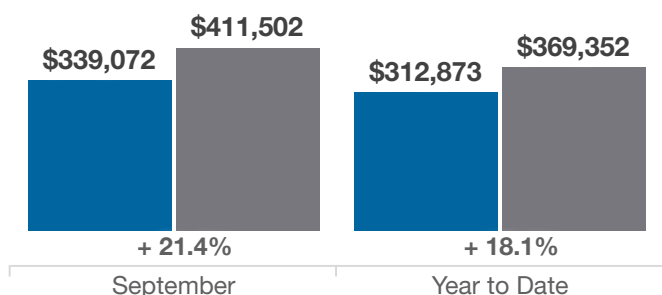


## Gahanna Jefferson City School District

Franklin County

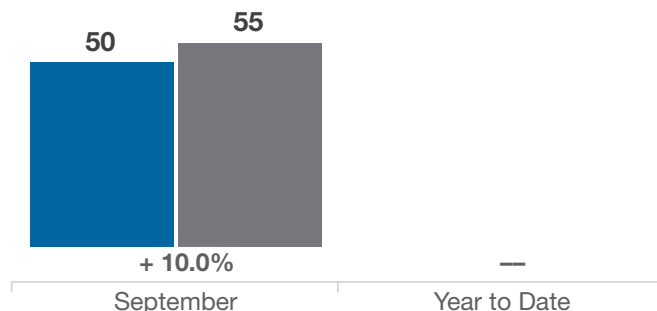
### Average Sales Price

■ 2020 ■ 2021



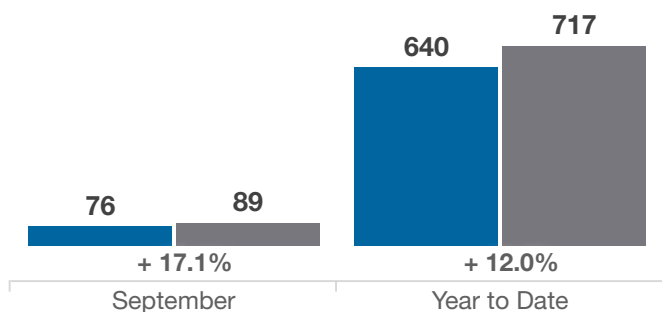
### Inventory of Homes for Sale

■ 2020 ■ 2021



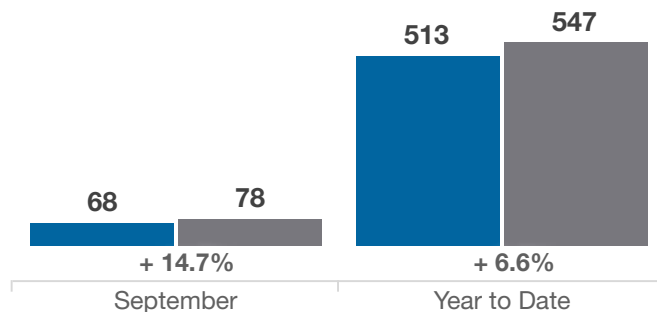
### New Listings

■ 2020 ■ 2021



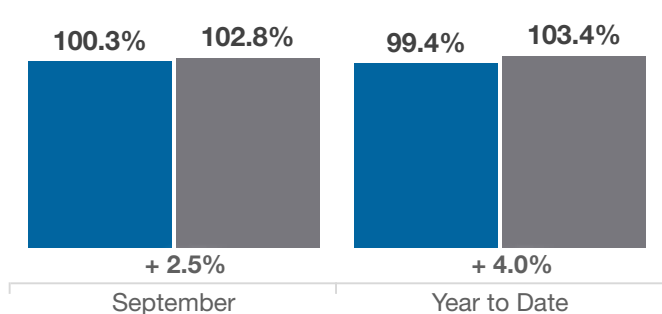
### Single Family Sales

■ 2020 ■ 2021



### Pct. Of Orig. List Price Received

■ 2020 ■ 2021



### Condo Sales

■ 2020 ■ 2021

