

# Local Market Update – September 2021

A RESEARCH TOOL PROVIDED BY THE COLUMBUS REALTORS®  
BASED ON RESIDENTIAL LISTING DATA ONLY



## Granville Exempted Village School District

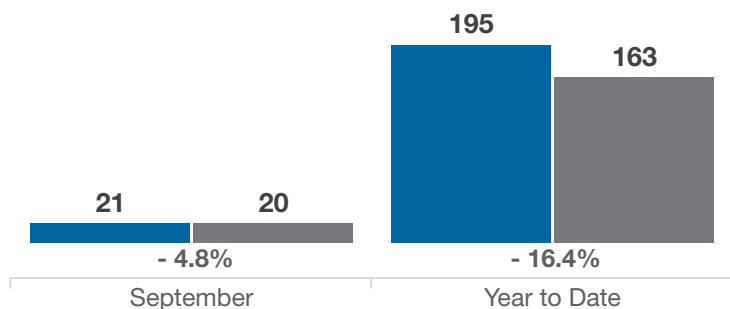
Licking County

Key Metrics	September			Year to Date		
	2020	2021	% Change	Thru 9-2020	Thru 9-2021	% Change
Closed Sales	21	20	- 4.8%	195	163	- 16.4%
In Contracts	15	12	- 20.0%	201	169	- 15.9%
Average Sales Price*	\$537,113	\$417,005	- 22.4%	\$431,569	\$471,332	+ 9.2%
Median Sales Price*	\$500,000	\$371,950	- 25.6%	\$382,000	\$403,000	+ 5.5%
Average Price Per Square Foot*	\$188.67	\$203.49	+ 7.9%	\$159.85	\$185.45	+ 16.0%
Percent of Original List Price Received*	98.1%	99.4%	+ 1.3%	96.4%	100.9%	+ 4.7%
Percent of Last List Price Received*	99.1%	100.8%	+ 1.7%	98.2%	101.3%	+ 3.2%
Days on Market Until Sale	45	14	- 68.9%	60	22	- 63.3%
New Listings	17	22	+ 29.4%	199	179	- 10.1%
Median List Price of New Listings	\$349,900	\$400,950	+ 14.6%	\$386,750	\$398,500	+ 3.0%
Median List Price at Time of Sale	\$499,500	\$371,950	- 25.5%	\$388,500	\$398,500	+ 2.6%
Inventory of Homes for Sale	27	22	- 18.5%	—	—	—
Months Supply of Inventory	1.3	1.3	0.0%	—	—	—

\* Does not account for sale concessions and/or downpayment assistance. | Percent changes are calculated using rounded figures and can sometimes look extreme due to small sample size.

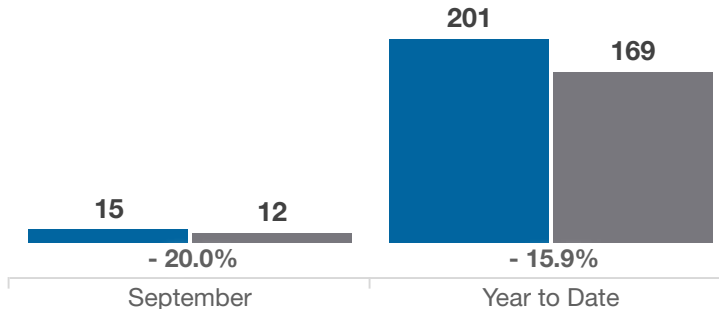
### Closed Sales

■ 2020 ■ 2021



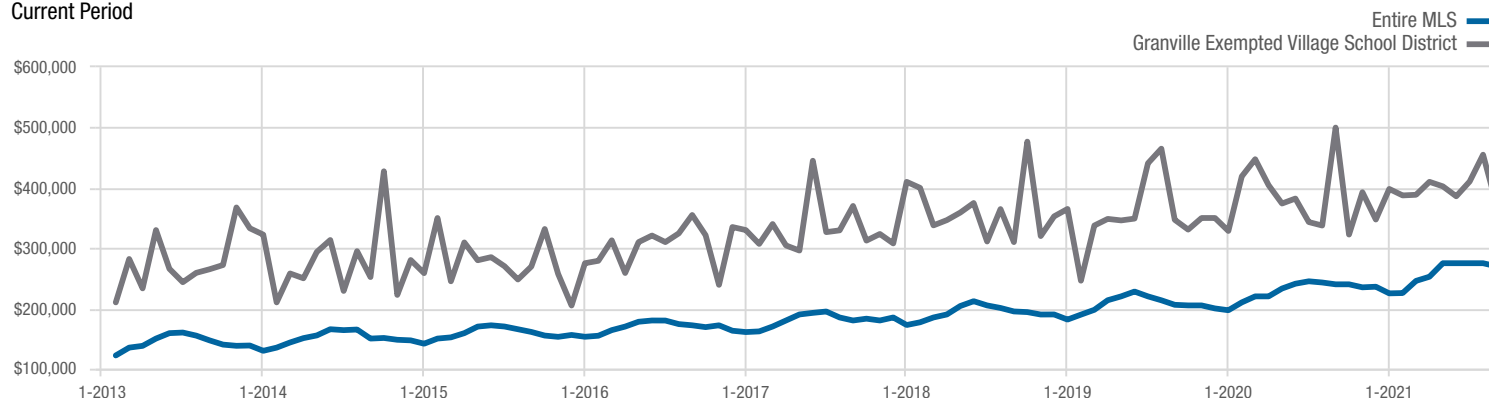
### In Contracts

■ 2020 ■ 2021



### Median Sales Price

Current Period



Each data point represents the median sales price in a given month.

# Local Market Update – September 2021

A RESEARCH TOOL PROVIDED BY THE COLUMBUS REALTORS®  
BASED ON RESIDENTIAL LISTING DATA ONLY

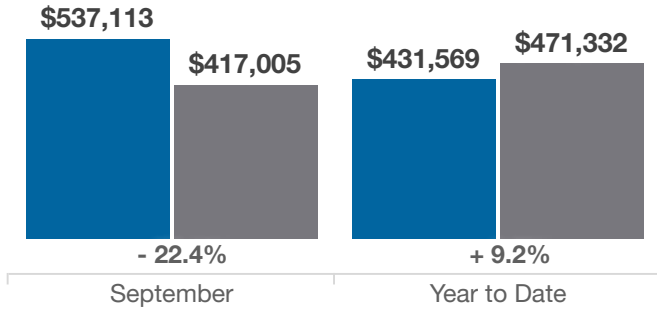


## Granville Exempted Village School District

Licking County

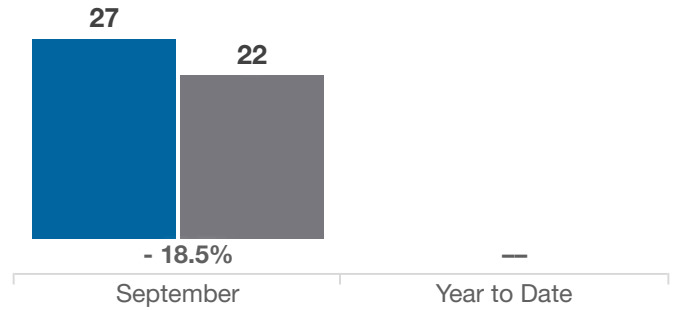
### Average Sales Price

■ 2020 ■ 2021



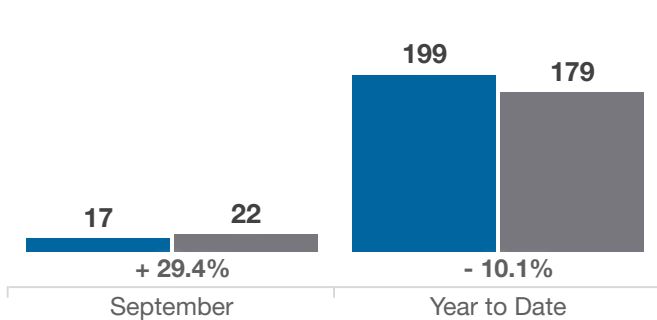
### Inventory of Homes for Sale

■ 2020 ■ 2021



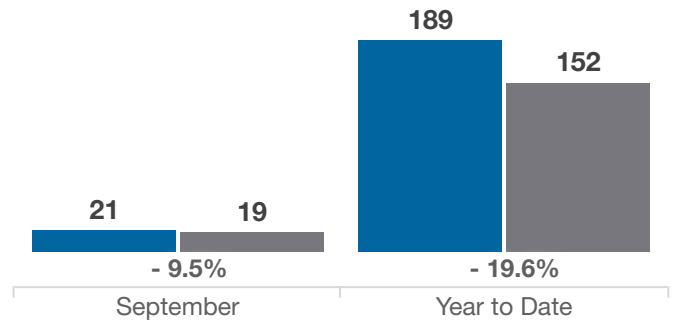
### New Listings

■ 2020 ■ 2021



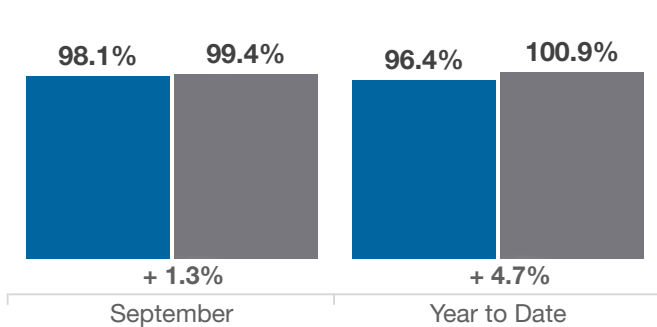
### Single Family Sales

■ 2020 ■ 2021



### Pct. Of Orig. List Price Received

■ 2020 ■ 2021



### Condo Sales

■ 2020 ■ 2021

