

Local Market Update – September 2021

A RESEARCH TOOL PROVIDED BY THE COLUMBUS REALTORS®
BASED ON RESIDENTIAL LISTING DATA ONLY



Miami Trace Local School District

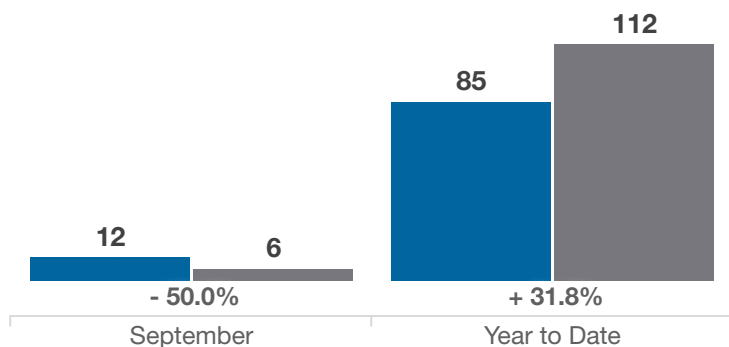
Fayette, Madison, Pickaway and Ross Counties

Key Metrics	September			Year to Date		
	2020	2021	% Change	Thru 9-2020	Thru 9-2021	% Change
Closed Sales	12	6	- 50.0%	85	112	+ 31.8%
In Contracts	12	16	+ 33.3%	91	121	+ 33.0%
Average Sales Price*	\$196,385	\$209,483	+ 6.7%	\$177,177	\$194,044	+ 9.5%
Median Sales Price*	\$190,000	\$229,950	+ 21.0%	\$162,500	\$178,000	+ 9.5%
Average Price Per Square Foot*	\$105.68	\$128.55	+ 21.6%	\$101.49	\$117.58	+ 15.9%
Percent of Original List Price Received*	101.8%	90.9%	- 10.7%	98.1%	98.8%	+ 0.7%
Percent of Last List Price Received*	105.2%	95.6%	- 9.1%	100.6%	100.4%	- 0.2%
Days on Market Until Sale	10	20	+ 100.0%	29	21	- 27.6%
New Listings	11	15	+ 36.4%	102	132	+ 29.4%
Median List Price of New Listings	\$158,500	\$175,000	+ 10.4%	\$174,950	\$174,900	- 0.0%
Median List Price at Time of Sale	\$190,000	\$224,950	+ 18.4%	\$169,900	\$175,000	+ 3.0%
Inventory of Homes for Sale	12	19	+ 58.3%	—	—	—
Months Supply of Inventory	1.3	1.5	+ 15.4%	—	—	—

* Does not account for sale concessions and/or downpayment assistance. | Percent changes are calculated using rounded figures and can sometimes look extreme due to small sample size.

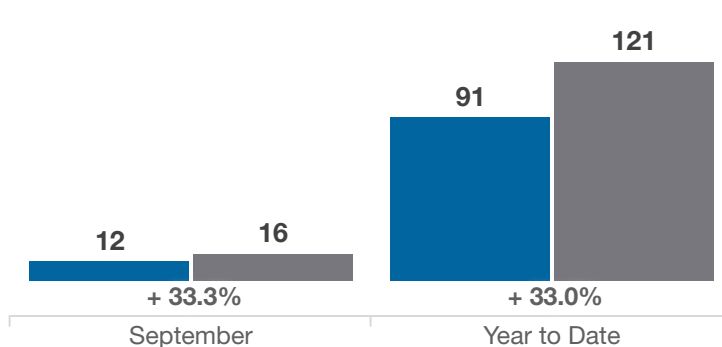
Closed Sales

■ 2020 ■ 2021



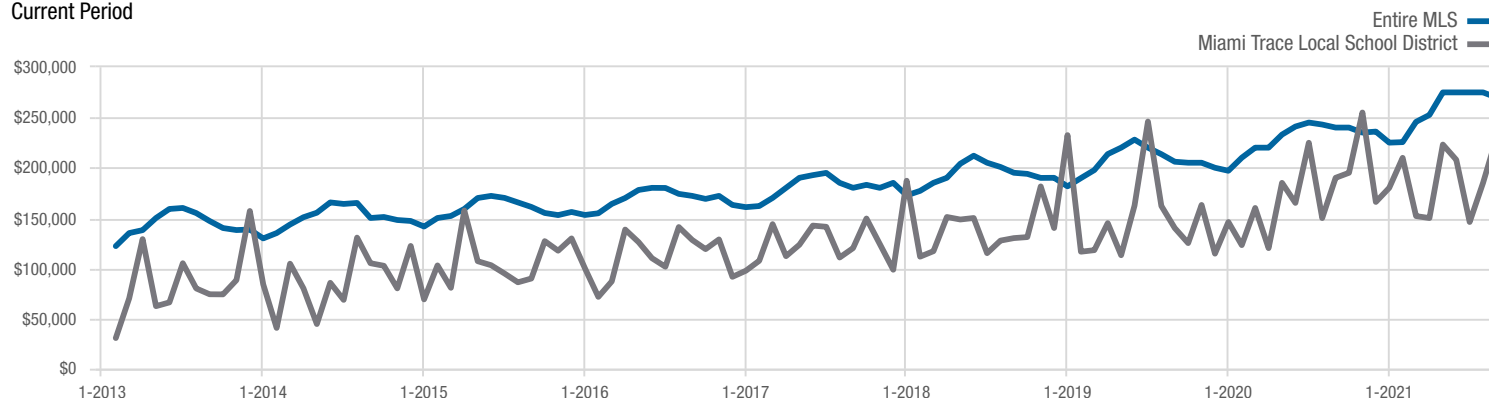
In Contracts

■ 2020 ■ 2021



Median Sales Price

Current Period



Each data point represents the median sales price in a given month.

Local Market Update – September 2021

A RESEARCH TOOL PROVIDED BY THE COLUMBUS REALTORS®
BASED ON RESIDENTIAL LISTING DATA ONLY

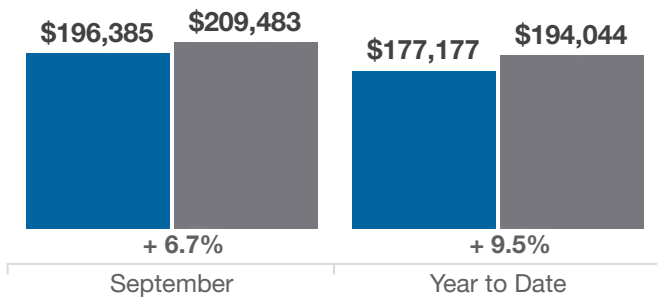


Miami Trace Local School District

Fayette, Madison, Pickaway and Ross Counties

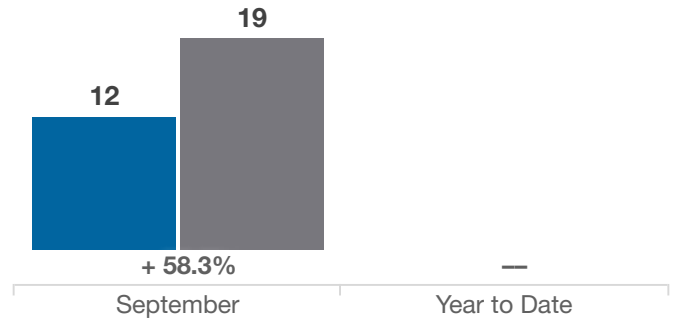
Average Sales Price

■ 2020 ■ 2021



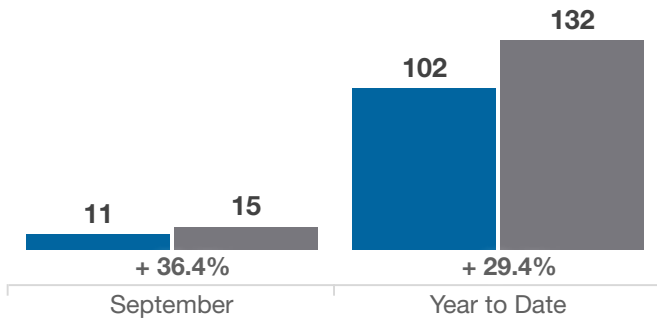
Inventory of Homes for Sale

■ 2020 ■ 2021



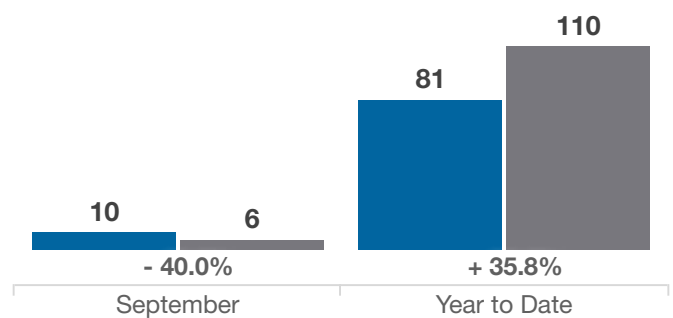
New Listings

■ 2020 ■ 2021



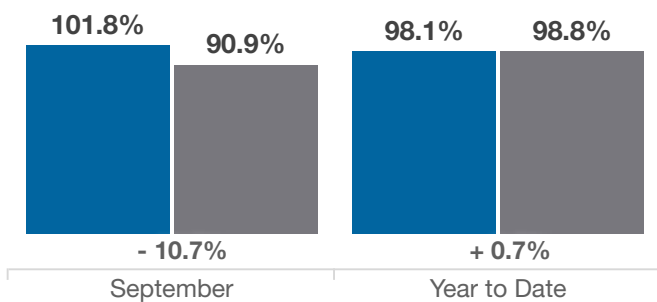
Single Family Sales

■ 2020 ■ 2021



Pct. Of Orig. List Price Received

■ 2020 ■ 2021



Condo Sales

■ 2020 ■ 2021

