

# Local Market Update – September 2021

A RESEARCH TOOL PROVIDED BY THE COLUMBUS REALTORS®  
BASED ON RESIDENTIAL LISTING DATA ONLY



## Northridge Local School District

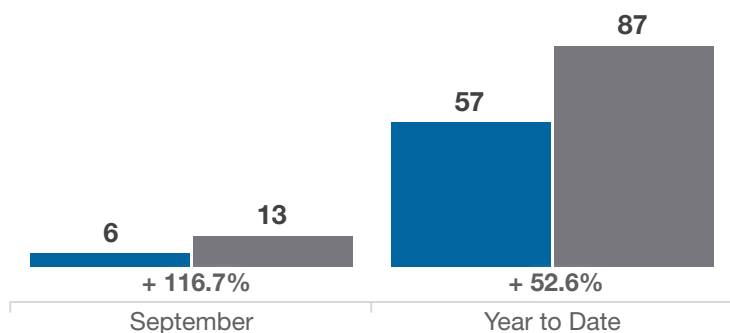
Delaware, Knox and Licking Counties

Key Metrics	September			Year to Date		
	2020	2021	% Change	Thru 9-2020	Thru 9-2021	% Change
Closed Sales	6	13	+ 116.7%	57	87	+ 52.6%
In Contracts	6	15	+ 150.0%	67	96	+ 43.3%
Average Sales Price*	\$261,900	\$312,838	+ 19.4%	\$274,870	\$356,129	+ 29.6%
Median Sales Price*	\$244,450	\$306,000	+ 25.2%	\$236,000	\$324,950	+ 37.7%
Average Price Per Square Foot*	\$166.10	\$167.91	+ 1.1%	\$138.37	\$161.66	+ 16.8%
Percent of Original List Price Received*	94.4%	101.8%	+ 7.8%	96.3%	102.1%	+ 6.0%
Percent of Last List Price Received*	97.1%	100.8%	+ 3.8%	98.5%	101.8%	+ 3.4%
Days on Market Until Sale	41	15	- 63.4%	44	17	- 61.4%
New Listings	7	16	+ 128.6%	75	130	+ 73.3%
Median List Price of New Listings	\$350,000	\$359,900	+ 2.8%	\$259,900	\$349,900	+ 34.6%
Median List Price at Time of Sale	\$249,950	\$299,900	+ 20.0%	\$249,900	\$316,250	+ 26.6%
Inventory of Homes for Sale	9	30	+ 233.3%	—	—	—
Months Supply of Inventory	1.3	2.9	+ 123.1%	—	—	—

\* Does not account for sale concessions and/or downpayment assistance. | Percent changes are calculated using rounded figures and can sometimes look extreme due to small sample size.

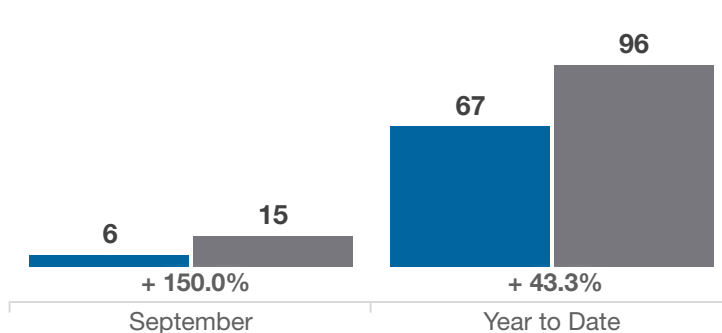
### Closed Sales

■ 2020 ■ 2021



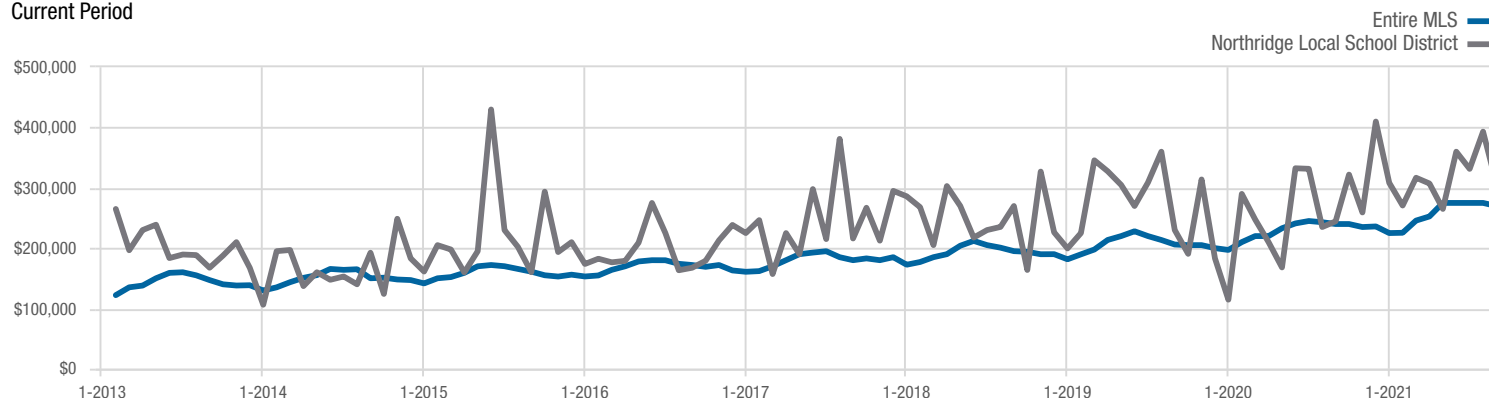
### In Contracts

■ 2020 ■ 2021



### Median Sales Price

Current Period



Each data point represents the median sales price in a given month.

# Local Market Update – September 2021

A RESEARCH TOOL PROVIDED BY THE COLUMBUS REALTORS®  
BASED ON RESIDENTIAL LISTING DATA ONLY

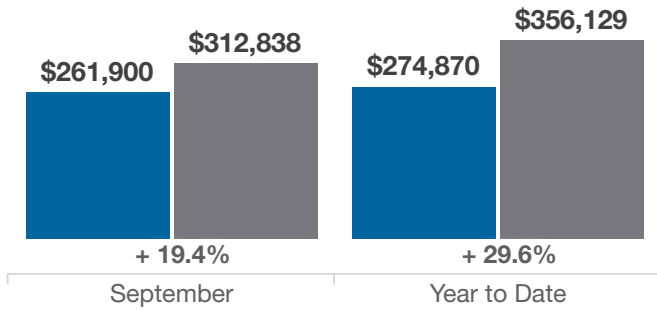


## Northridge Local School District

Delaware, Knox and Licking Counties

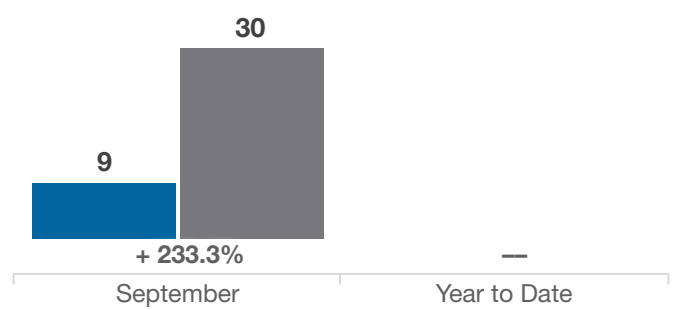
### Average Sales Price

■ 2020 ■ 2021



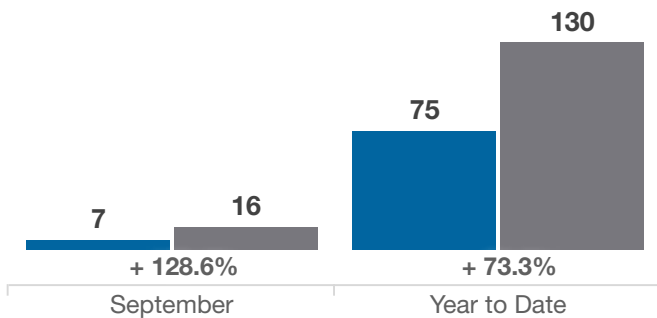
### Inventory of Homes for Sale

■ 2020 ■ 2021



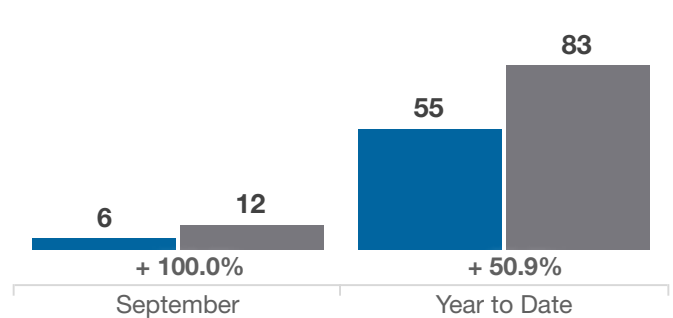
### New Listings

■ 2020 ■ 2021



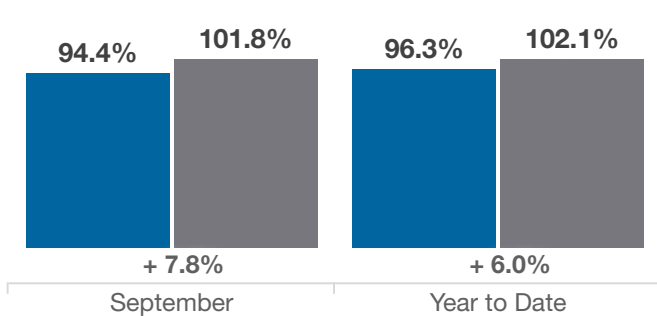
### Single Family Sales

■ 2020 ■ 2021



### Pct. Of Orig. List Price Received

■ 2020 ■ 2021



### Condo Sales

■ 2020 ■ 2021

