

Local Market Update – September 2021

A RESEARCH TOOL PROVIDED BY THE COLUMBUS REALTORS®
BASED ON RESIDENTIAL LISTING DATA ONLY



Obetz (Corp.)

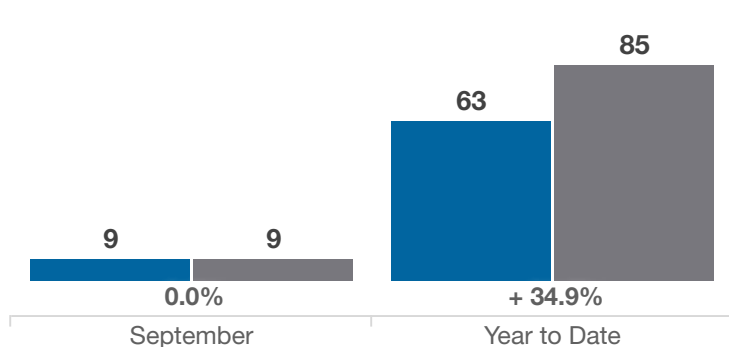
Franklin County

Key Metrics	September			Year to Date		
	2020	2021	% Change	Thru 9-2020	Thru 9-2021	% Change
Closed Sales	9	9	0.0%	63	85	+ 34.9%
In Contracts	14	14	0.0%	73	94	+ 28.8%
Average Sales Price*	\$209,022	\$266,072	+ 27.3%	\$203,688	\$245,239	+ 20.4%
Median Sales Price*	\$190,500	\$285,500	+ 49.9%	\$190,500	\$238,970	+ 25.4%
Average Price Per Square Foot*	\$125.82	\$135.48	+ 7.7%	\$118.73	\$135.87	+ 14.4%
Percent of Original List Price Received*	100.9%	103.3%	+ 2.4%	99.9%	103.2%	+ 3.3%
Percent of Last List Price Received*	100.5%	103.5%	+ 3.0%	100.3%	102.1%	+ 1.8%
Days on Market Until Sale	24	7	- 70.8%	32	12	- 62.5%
New Listings	9	8	- 11.1%	77	96	+ 24.7%
Median List Price of New Listings	\$169,900	\$273,968	+ 61.3%	\$185,900	\$229,950	+ 23.7%
Median List Price at Time of Sale	\$189,900	\$275,000	+ 44.8%	\$189,900	\$229,950	+ 21.1%
Inventory of Homes for Sale	4	2	- 50.0%	—	—	—
Months Supply of Inventory	0.5	0.2	- 60.0%	—	—	—

* Does not account for sale concessions and/or downpayment assistance. | Percent changes are calculated using rounded figures and can sometimes look extreme due to small sample size.

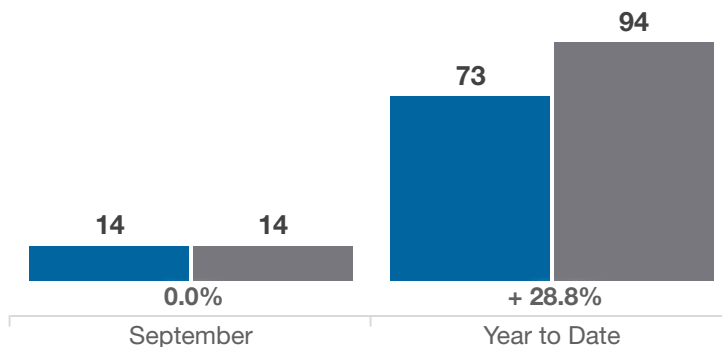
Closed Sales

■ 2020 ■ 2021



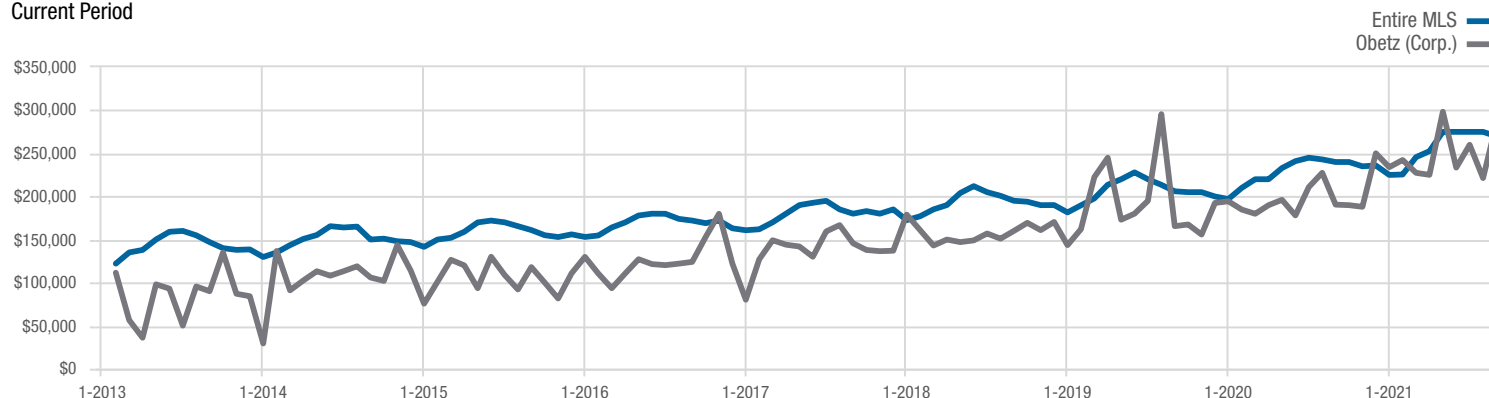
In Contracts

■ 2020 ■ 2021



Median Sales Price

Current Period



Each data point represents the median sales price in a given month.

Local Market Update – September 2021

A RESEARCH TOOL PROVIDED BY THE COLUMBUS REALTORS®
BASED ON RESIDENTIAL LISTING DATA ONLY

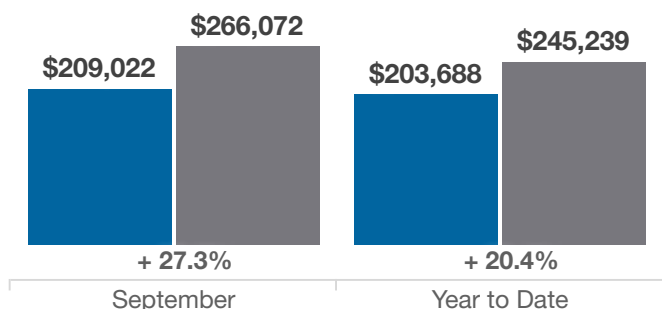


Obetz (Corp.)

Franklin County

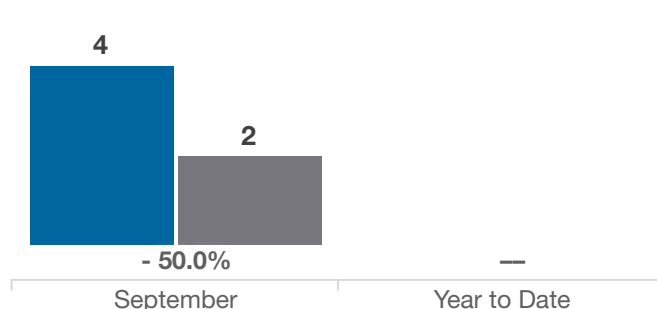
Average Sales Price

■ 2020 ■ 2021



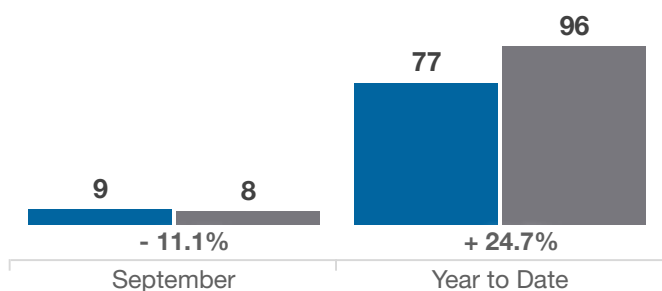
Inventory of Homes for Sale

■ 2020 ■ 2021



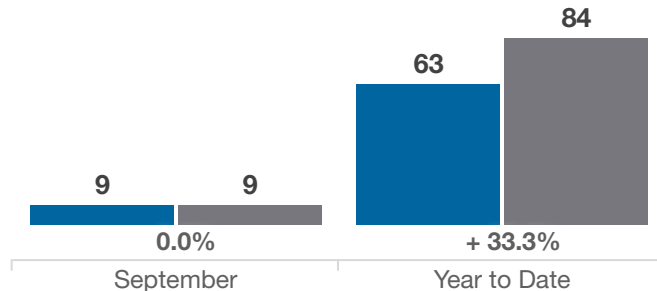
New Listings

■ 2020 ■ 2021



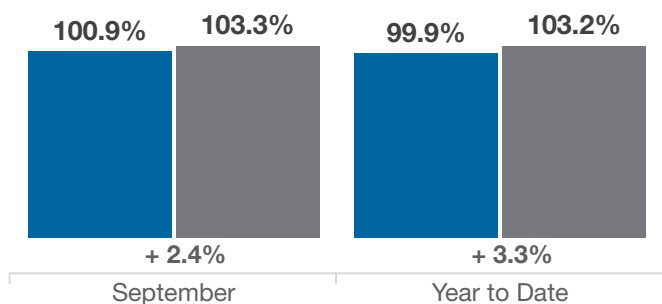
Single Family Sales

■ 2020 ■ 2021



Pct. Of Orig. List Price Received

■ 2020 ■ 2021



Condo Sales

■ 2020 ■ 2021

