

Local Market Update – September 2021

A RESEARCH TOOL PROVIDED BY THE COLUMBUS REALTORS®
BASED ON RESIDENTIAL LISTING DATA ONLY



Reynoldsburg City School District

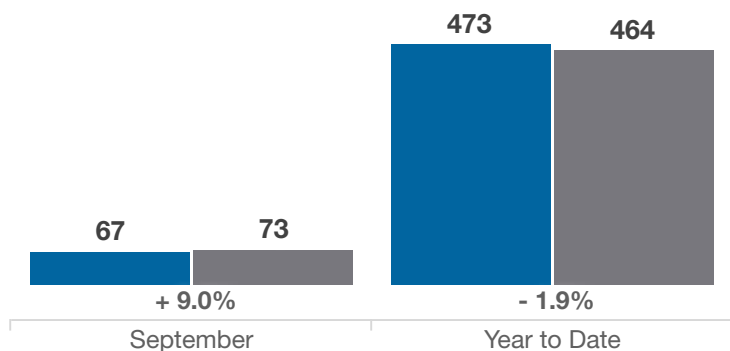
Franklin, Fairfield and Licking Counties

Key Metrics	September			Year to Date		
	2020	2021	% Change	Thru 9-2020	Thru 9-2021	% Change
Closed Sales	67	73	+ 9.0%	473	464	- 1.9%
In Contracts	77	99	+ 28.6%	513	515	+ 0.4%
Average Sales Price*	\$223,835	\$238,478	+ 6.5%	\$207,585	\$240,609	+ 15.9%
Median Sales Price*	\$220,000	\$234,000	+ 6.4%	\$209,000	\$236,000	+ 12.9%
Average Price Per Square Foot*	\$125.32	\$152.58	+ 21.8%	\$120.09	\$144.61	+ 20.4%
Percent of Original List Price Received*	102.3%	104.8%	+ 2.4%	101.0%	105.3%	+ 4.3%
Percent of Last List Price Received*	102.2%	104.4%	+ 2.2%	101.2%	104.9%	+ 3.7%
Days on Market Until Sale	8	6	- 25.0%	15	8	- 46.7%
New Listings	69	76	+ 10.1%	525	547	+ 4.2%
Median List Price of New Listings	\$229,900	\$239,950	+ 4.4%	\$210,000	\$229,900	+ 9.5%
Median List Price at Time of Sale	\$224,900	\$215,000	- 4.4%	\$204,950	\$225,000	+ 9.8%
Inventory of Homes for Sale	23	31	+ 34.8%	—	—	—
Months Supply of Inventory	0.4	0.6	+ 50.0%	—	—	—

* Does not account for sale concessions and/or downpayment assistance. | Percent changes are calculated using rounded figures and can sometimes look extreme due to small sample size.

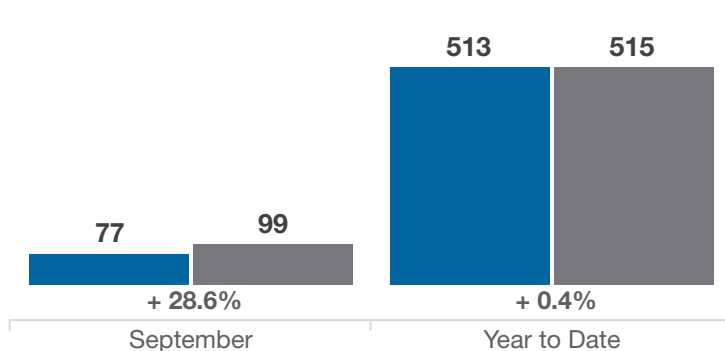
Closed Sales

■ 2020 ■ 2021



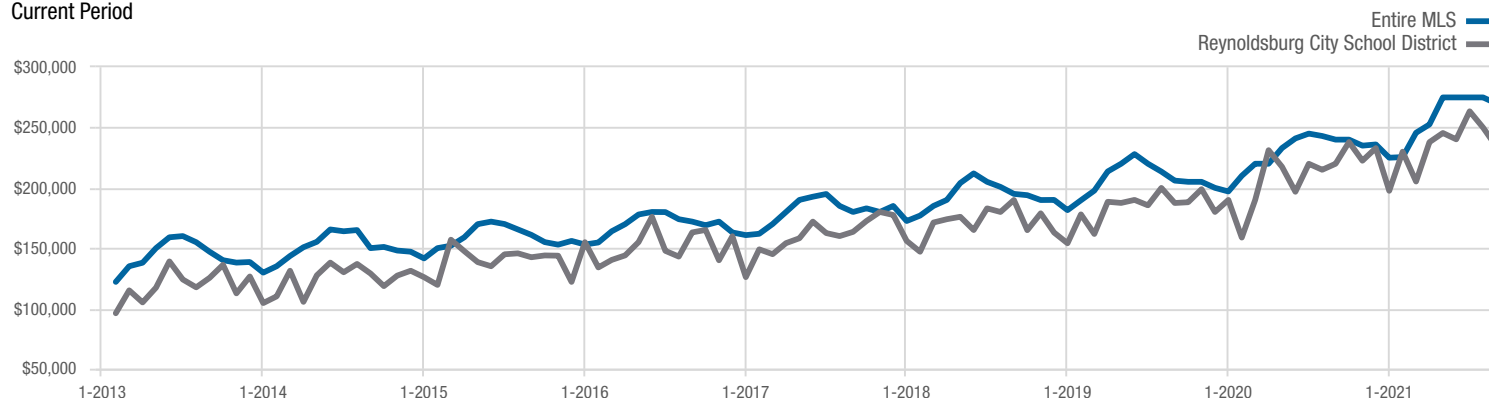
In Contracts

■ 2020 ■ 2021



Median Sales Price

Current Period



Each data point represents the median sales price in a given month.

Local Market Update – September 2021

A RESEARCH TOOL PROVIDED BY THE COLUMBUS REALTORS®
BASED ON RESIDENTIAL LISTING DATA ONLY

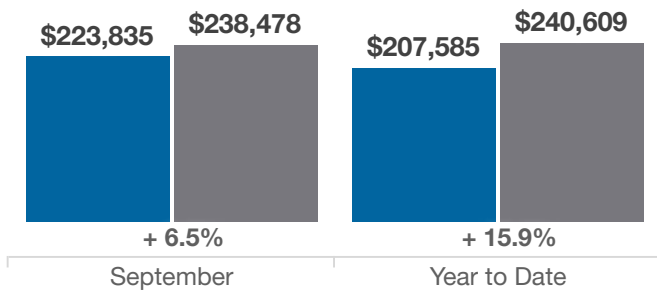


Reynoldsburg City School District

Franklin, Fairfield and Licking Counties

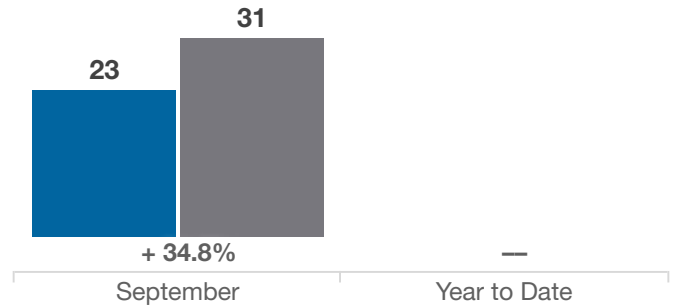
Average Sales Price

■ 2020 ■ 2021



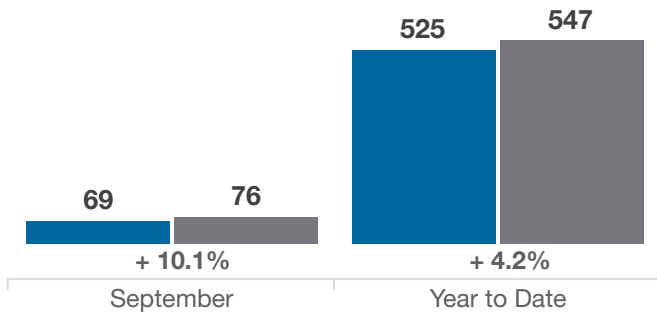
Inventory of Homes for Sale

■ 2020 ■ 2021



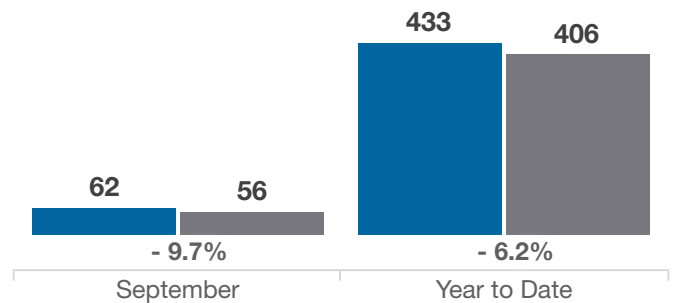
New Listings

■ 2020 ■ 2021



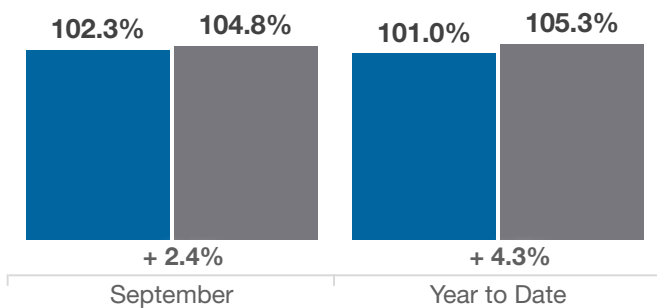
Single Family Sales

■ 2020 ■ 2021



Pct. Of Orig. List Price Received

■ 2020 ■ 2021



Condo Sales

■ 2020 ■ 2021

