

# Local Market Update – September 2021

A RESEARCH TOOL PROVIDED BY THE COLUMBUS REALTORS®  
BASED ON RESIDENTIAL LISTING DATA ONLY



## Upper Arlington City School District

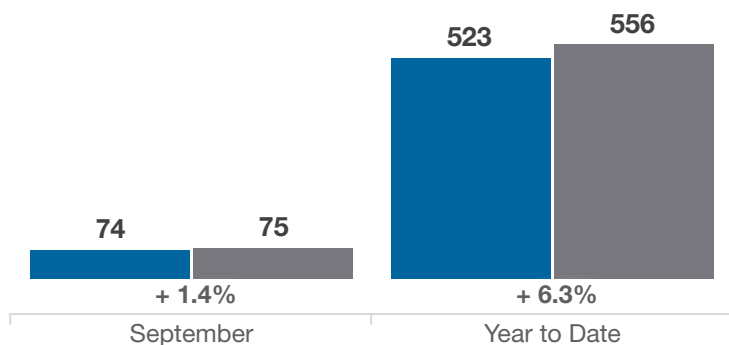
Franklin County

Key Metrics	September			Year to Date		
	2020	2021	% Change	Thru 9-2020	Thru 9-2021	% Change
Closed Sales	74	75	+ 1.4%	523	556	+ 6.3%
In Contracts	78	78	0.0%	566	590	+ 4.2%
Average Sales Price*	\$537,683	\$556,178	+ 3.4%	\$493,915	\$543,064	+ 10.0%
Median Sales Price*	\$456,000	\$470,000	+ 3.1%	\$431,875	\$475,000	+ 10.0%
Average Price Per Square Foot*	\$256.69	\$256.50	- 0.1%	\$235.16	\$254.84	+ 8.4%
Percent of Original List Price Received*	98.8%	98.2%	- 0.6%	97.2%	99.9%	+ 2.8%
Percent of Last List Price Received*	99.8%	99.8%	0.0%	99.0%	101.1%	+ 2.1%
Days on Market Until Sale	36	21	- 41.7%	36	19	- 47.2%
New Listings	67	62	- 7.5%	612	626	+ 2.3%
Median List Price of New Listings	\$449,000	\$449,950	+ 0.2%	\$445,000	\$479,900	+ 7.8%
Median List Price at Time of Sale	\$450,000	\$474,900	+ 5.5%	\$439,900	\$472,000	+ 7.3%
Inventory of Homes for Sale	78	55	- 29.5%	—	—	—
Months Supply of Inventory	1.3	0.9	- 30.8%	—	—	—

\* Does not account for sale concessions and/or downpayment assistance. | Percent changes are calculated using rounded figures and can sometimes look extreme due to small sample size.

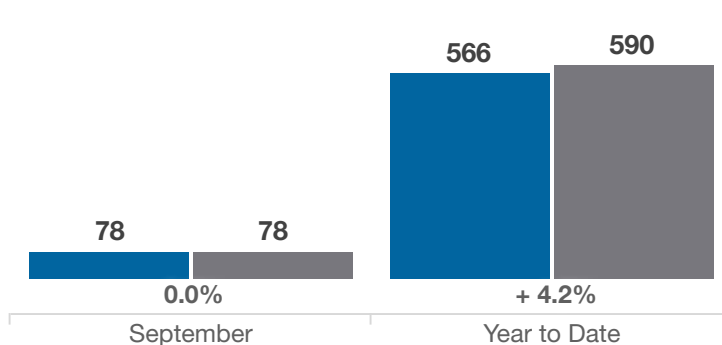
### Closed Sales

■ 2020 ■ 2021



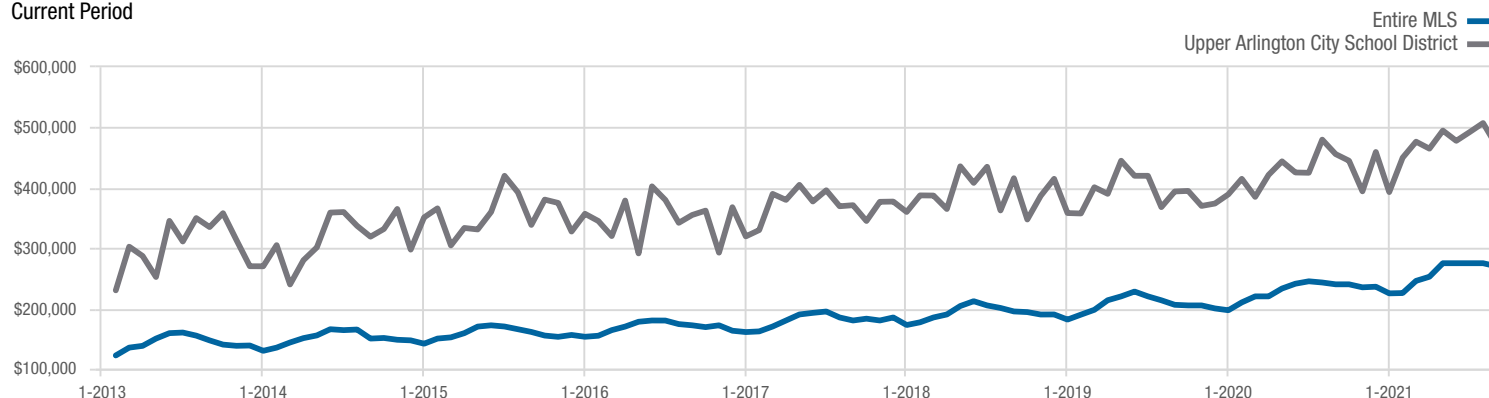
### In Contracts

■ 2020 ■ 2021



### Median Sales Price

Current Period



Each data point represents the median sales price in a given month.

# Local Market Update – September 2021

A RESEARCH TOOL PROVIDED BY THE COLUMBUS REALTORS®  
BASED ON RESIDENTIAL LISTING DATA ONLY

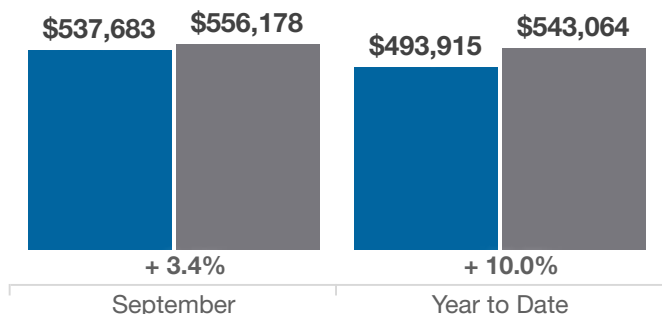


## Upper Arlington City School District

Franklin County

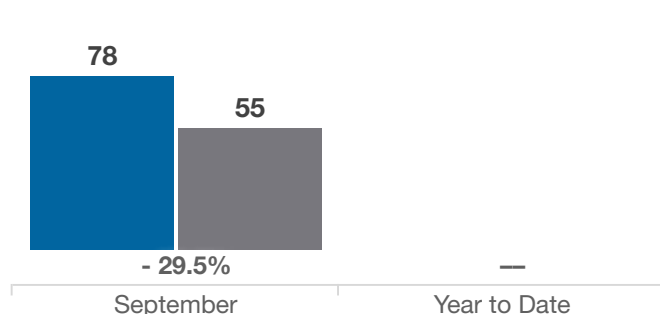
### Average Sales Price

■ 2020 ■ 2021



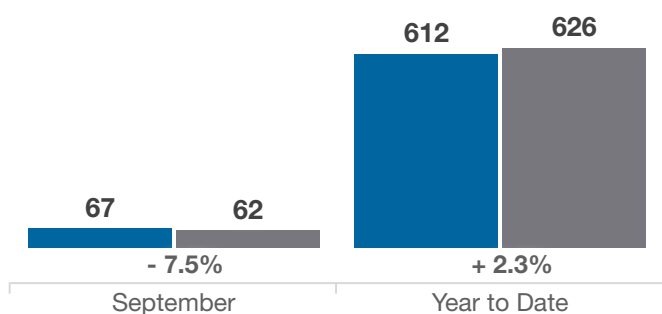
### Inventory of Homes for Sale

■ 2020 ■ 2021



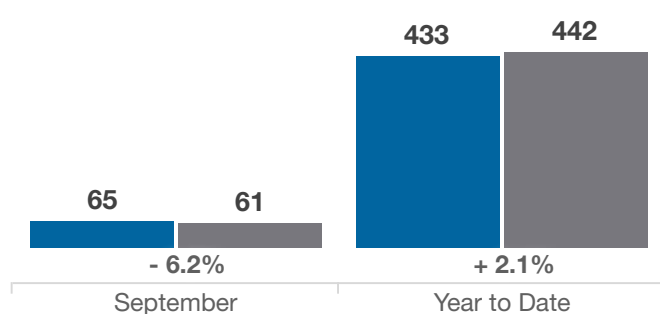
### New Listings

■ 2020 ■ 2021



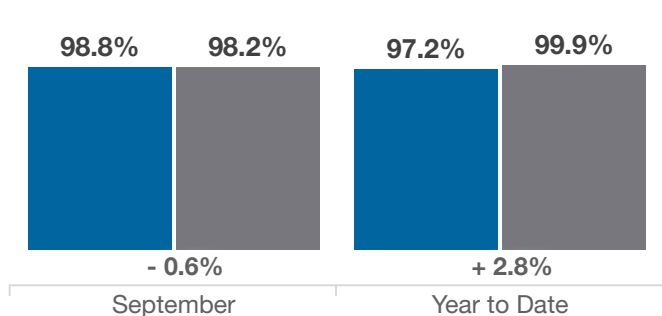
### Single Family Sales

■ 2020 ■ 2021



### Pct. Of Orig. List Price Received

■ 2020 ■ 2021



### Condo Sales

■ 2020 ■ 2021

