

# Local Market Update – September 2021

A RESEARCH TOOL PROVIDED BY THE COLUMBUS REALTORS®  
BASED ON RESIDENTIAL LISTING DATA ONLY



## Washington Court House City School District

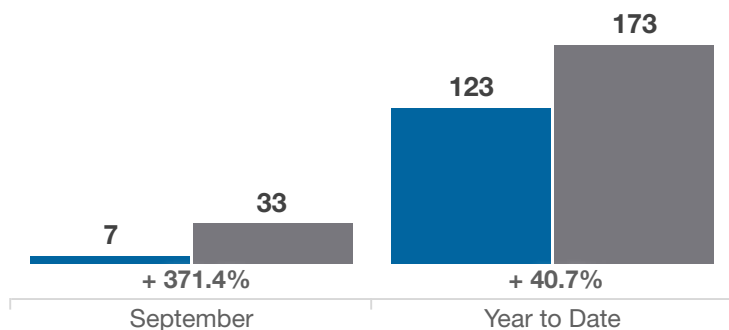
Fayette County

| Key Metrics                              | September |           |          | Year to Date |             |          |
|--|-----------|-----------|----------|--------------|-------------|----------|
|  | 2020      | 2021      | % Change | Thru 9-2020  | Thru 9-2021 | % Change |
| Closed Sales                             | 7         | 33        | + 371.4% | 123          | 173         | + 40.7%  |
| In Contracts                             | 20        | 30        | + 50.0%  | 138          | 197         | + 42.8%  |
| Average Sales Price*                     | \$153,357 | \$163,203 | + 6.4%   | \$129,177    | \$156,753   | + 21.3%  |
| Median Sales Price*                      | \$129,000 | \$144,900 | + 12.3%  | \$118,000    | \$148,000   | + 25.4%  |
| Average Price Per Square Foot*           | \$85.62   | \$111.98  | + 30.8%  | \$82.17      | \$102.43    | + 24.7%  |
| Percent of Original List Price Received* | 96.1%     | 100.8%    | + 4.9%   | 97.3%        | 100.1%      | + 2.9%   |
| Percent of Last List Price Received*     | 98.4%     | 101.6%    | + 3.3%   | 99.3%        | 100.3%      | + 1.0%   |
| Days on Market Until Sale                | 33        | 27        | - 18.2%  | 29           | 31          | + 6.9%   |
| New Listings                             | 18        | 24        | + 33.3%  | 169          | 213         | + 26.0%  |
| Median List Price of New Listings        | \$139,700 | \$169,900 | + 21.6%  | \$124,900    | \$144,900   | + 16.0%  |
| Median List Price at Time of Sale        | \$139,900 | \$139,900 | 0.0%     | \$119,900    | \$144,900   | + 20.9%  |
| Inventory of Homes for Sale              | 30        | 26        | - 13.3%  | —            | —           | —        |
| Months Supply of Inventory               | 2.0       | 1.3       | - 35.0%  | —            | —           | —        |

\* Does not account for sale concessions and/or downpayment assistance. | Percent changes are calculated using rounded figures and can sometimes look extreme due to small sample size.

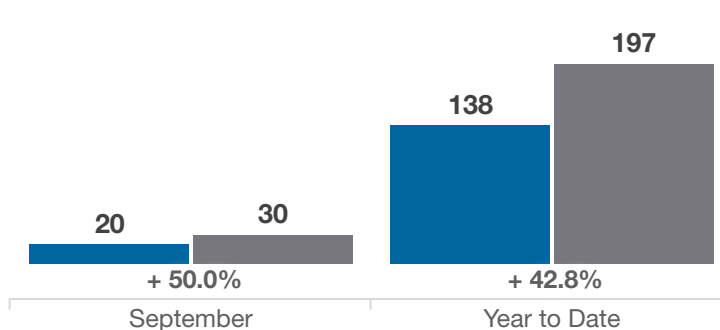
### Closed Sales

■ 2020 ■ 2021



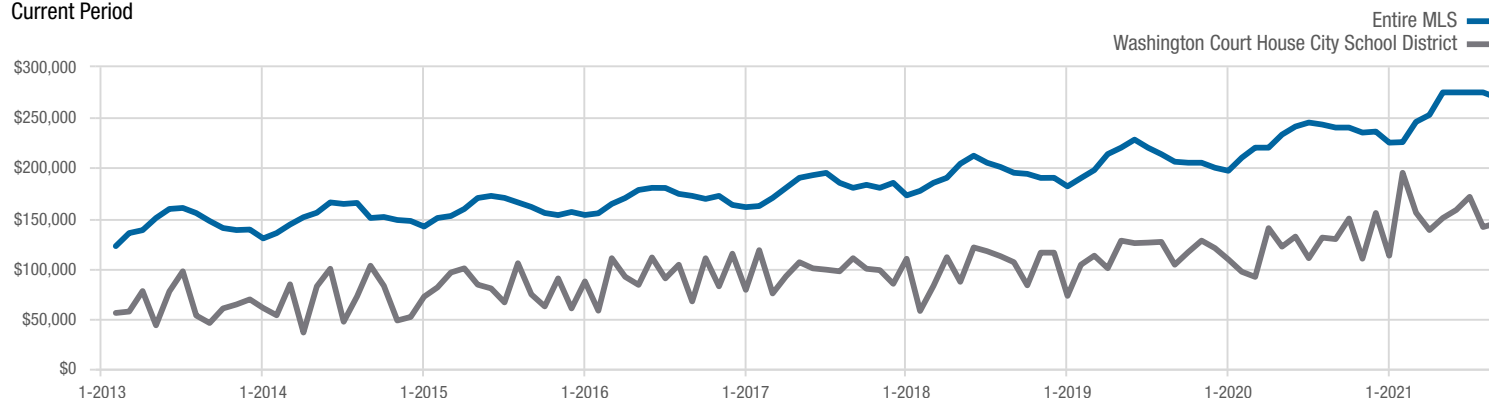
### In Contracts

■ 2020 ■ 2021



### Median Sales Price

Current Period



Each data point represents the median sales price in a given month.

# Local Market Update – September 2021

A RESEARCH TOOL PROVIDED BY THE COLUMBUS REALTORS®  
BASED ON RESIDENTIAL LISTING DATA ONLY

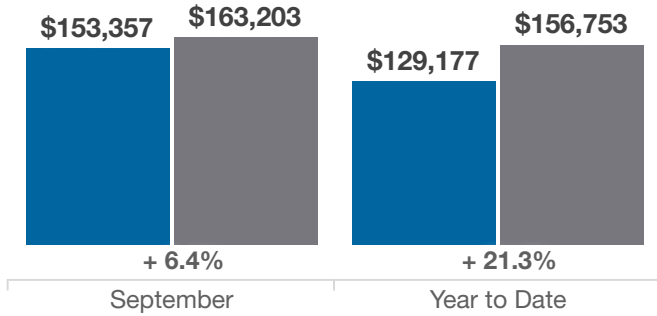


## Washington Court House City School District

Fayette County

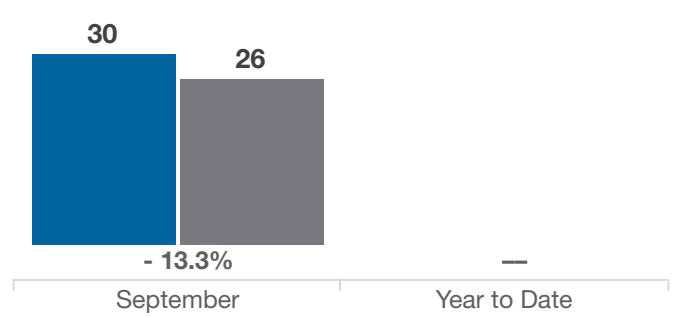
### Average Sales Price

■ 2020 ■ 2021



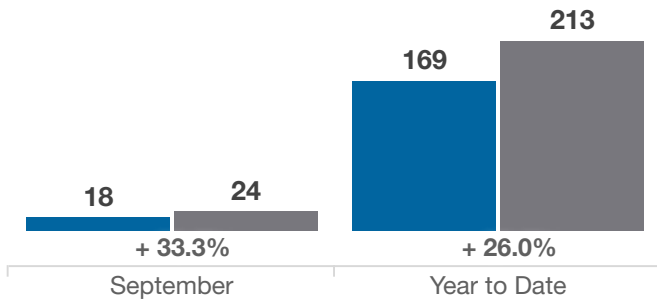
### Inventory of Homes for Sale

■ 2020 ■ 2021



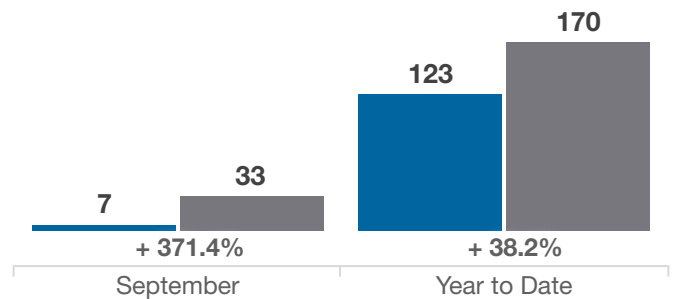
### New Listings

■ 2020 ■ 2021



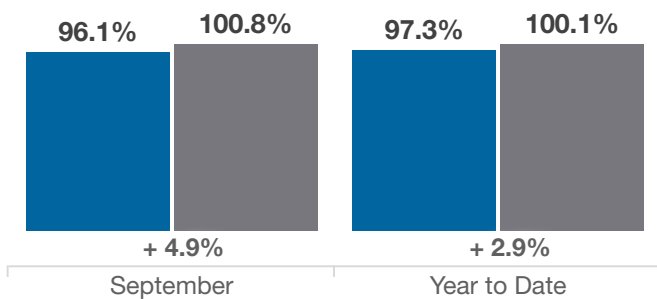
### Single Family Sales

■ 2020 ■ 2021



### Pct. Of Orig. List Price Received

■ 2020 ■ 2021



### Condo Sales

■ 2020 ■ 2021

