

# Local Market Update – September 2021

A RESEARCH TOOL PROVIDED BY THE COLUMBUS REALTORS®  
BASED ON RESIDENTIAL LISTING DATA ONLY



## Westerville City School District

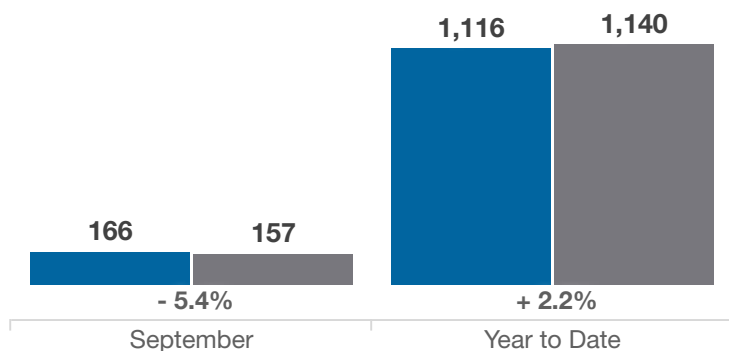
Franklin and Delaware Counties

Key Metrics	September			Year to Date		
	2020	2021	% Change	Thru 9-2020	Thru 9-2021	% Change
Closed Sales	166	157	- 5.4%	1,116	1,140	+ 2.2%
In Contracts	156	146	- 6.4%	1,204	1,219	+ 1.2%
Average Sales Price*	\$288,892	\$336,225	+ 16.4%	\$286,724	\$331,393	+ 15.6%
Median Sales Price*	\$275,000	\$321,900	+ 17.1%	\$271,500	\$310,000	+ 14.2%
Average Price Per Square Foot*	\$152.65	\$184.93	+ 21.1%	\$149.85	\$174.90	+ 16.7%
Percent of Original List Price Received*	101.1%	102.8%	+ 1.7%	100.5%	104.4%	+ 3.9%
Percent of Last List Price Received*	101.4%	103.2%	+ 1.8%	100.9%	104.6%	+ 3.7%
Days on Market Until Sale	11	8	- 27.3%	19	9	- 52.6%
New Listings	142	144	+ 1.4%	1,256	1,294	+ 3.0%
Median List Price of New Listings	\$252,500	\$279,900	+ 10.9%	\$269,900	\$299,900	+ 11.1%
Median List Price at Time of Sale	\$274,900	\$309,990	+ 12.8%	\$269,900	\$299,000	+ 10.8%
Inventory of Homes for Sale	75	74	- 1.3%	—	—	—
Months Supply of Inventory	0.6	0.6	0.0%	—	—	—

\* Does not account for sale concessions and/or downpayment assistance. | Percent changes are calculated using rounded figures and can sometimes look extreme due to small sample size.

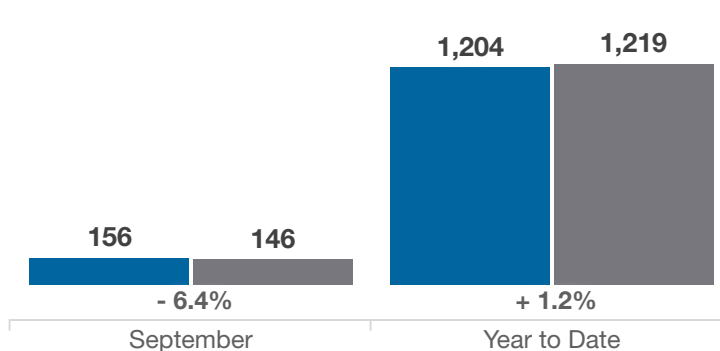
### Closed Sales

■ 2020 ■ 2021



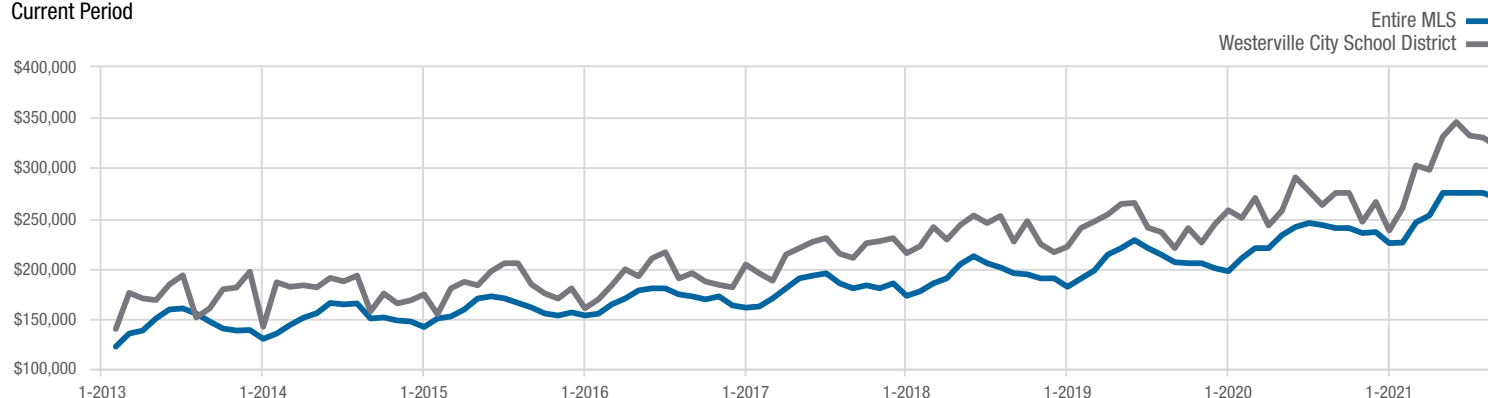
### In Contracts

■ 2020 ■ 2021



### Median Sales Price

Current Period



Each data point represents the median sales price in a given month.

# Local Market Update – September 2021

A RESEARCH TOOL PROVIDED BY THE COLUMBUS REALTORS®  
BASED ON RESIDENTIAL LISTING DATA ONLY

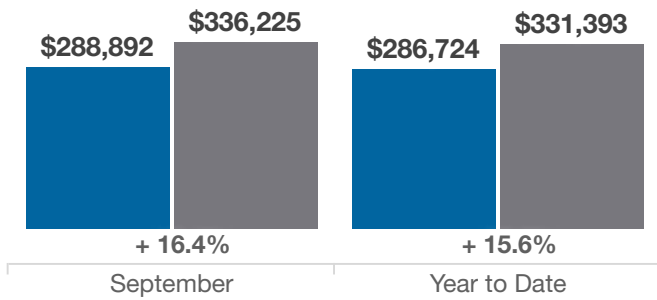


## Westerville City School District

Franklin and Delaware Counties

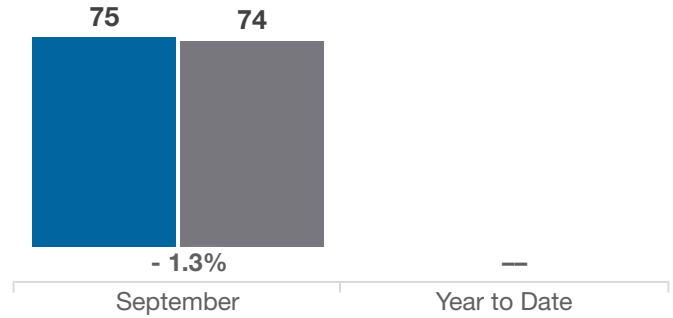
### Average Sales Price

■ 2020 ■ 2021



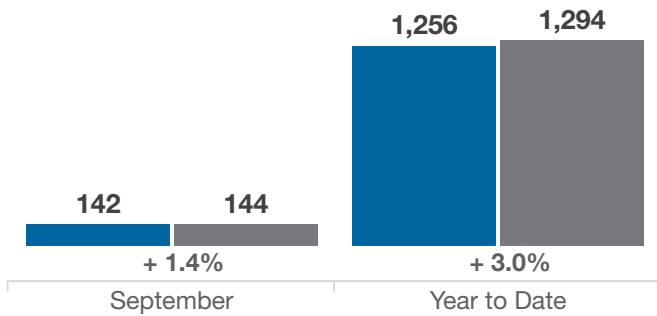
### Inventory of Homes for Sale

■ 2020 ■ 2021



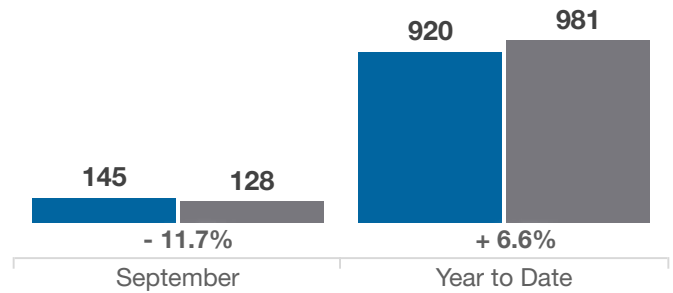
### New Listings

■ 2020 ■ 2021



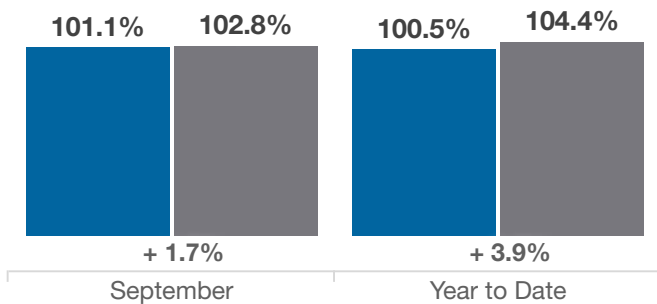
### Single Family Sales

■ 2020 ■ 2021



### Pct. Of Orig. List Price Received

■ 2020 ■ 2021



### Condo Sales

■ 2020 ■ 2021

