

# Local Market Update – September 2021

A RESEARCH TOOL PROVIDED BY THE COLUMBUS REALTORS®  
BASED ON RESIDENTIAL LISTING DATA ONLY



## Westerville (Corp.)

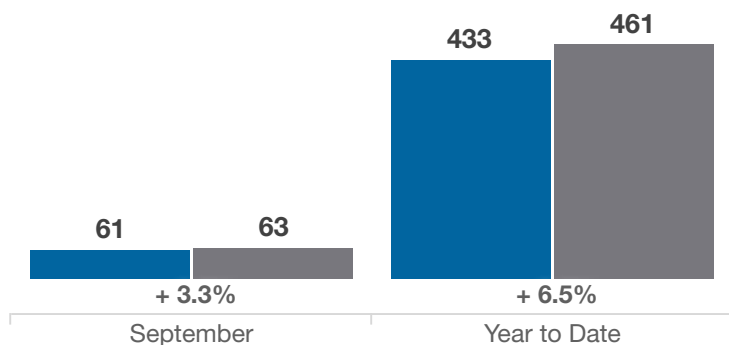
Franklin and Delaware Counties

Key Metrics	September			Year to Date		
	2020	2021	% Change	Thru 9-2020	Thru 9-2021	% Change
Closed Sales	61	63	+ 3.3%	433	461	+ 6.5%
In Contracts	52	54	+ 3.8%	462	492	+ 6.5%
Average Sales Price*	\$301,082	\$324,283	+ 7.7%	\$303,319	\$338,921	+ 11.7%
Median Sales Price*	\$303,000	\$330,000	+ 8.9%	\$305,000	\$342,550	+ 12.3%
Average Price Per Square Foot*	\$156.12	\$181.98	+ 16.6%	\$152.97	\$177.02	+ 15.7%
Percent of Original List Price Received*	101.4%	101.7%	+ 0.3%	100.3%	104.2%	+ 3.9%
Percent of Last List Price Received*	101.5%	102.5%	+ 1.0%	100.8%	104.6%	+ 3.8%
Days on Market Until Sale	8	9	+ 12.5%	16	9	- 43.8%
New Listings	44	50	+ 13.6%	475	515	+ 8.4%
Median List Price of New Listings	\$297,450	\$317,450	+ 6.7%	\$299,900	\$329,900	+ 10.0%
Median List Price at Time of Sale	\$299,900	\$320,000	+ 6.7%	\$299,900	\$325,000	+ 8.4%
Inventory of Homes for Sale	26	23	- 11.5%	—	—	—
Months Supply of Inventory	0.5	0.5	0.0%	—	—	—

\* Does not account for sale concessions and/or downpayment assistance. | Percent changes are calculated using rounded figures and can sometimes look extreme due to small sample size.

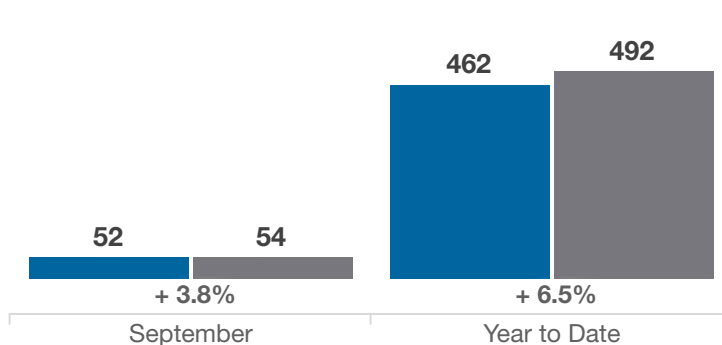
### Closed Sales

■ 2020 ■ 2021



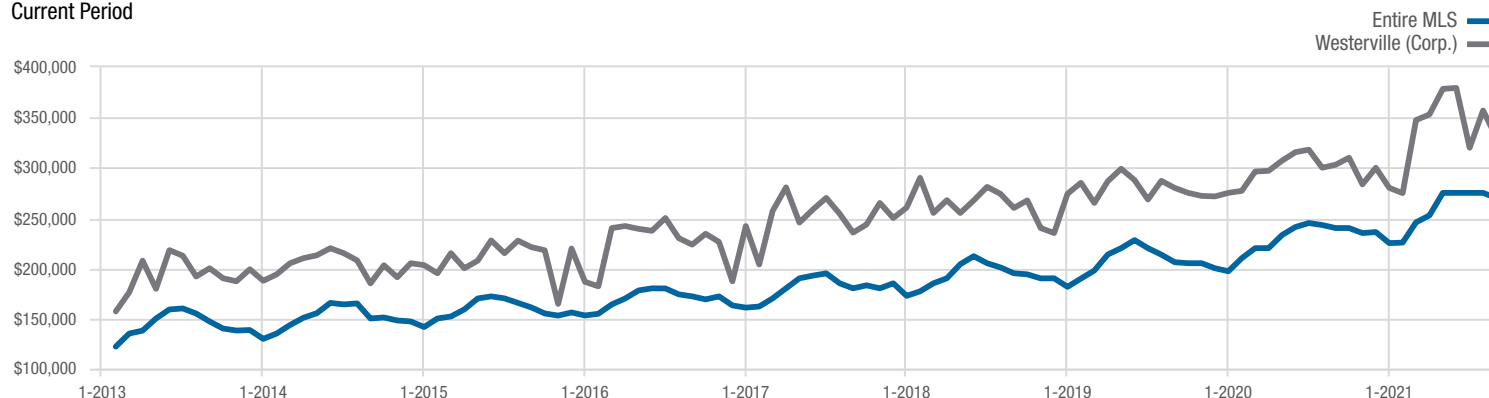
### In Contracts

■ 2020 ■ 2021



### Median Sales Price

Current Period



Each data point represents the median sales price in a given month.

# Local Market Update – September 2021

A RESEARCH TOOL PROVIDED BY THE COLUMBUS REALTORS®  
BASED ON RESIDENTIAL LISTING DATA ONLY

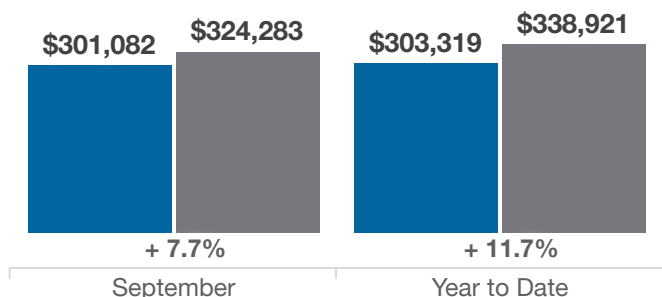


## Westerville (Corp.)

Franklin and Delaware Counties

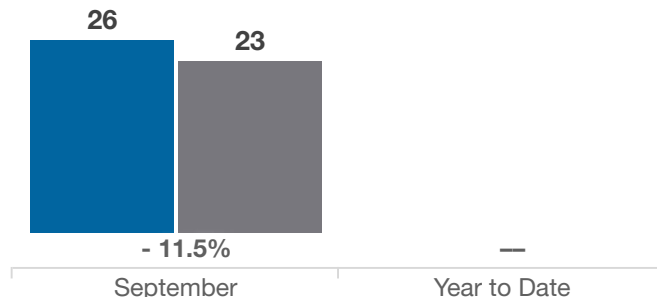
### Average Sales Price

■ 2020 ■ 2021



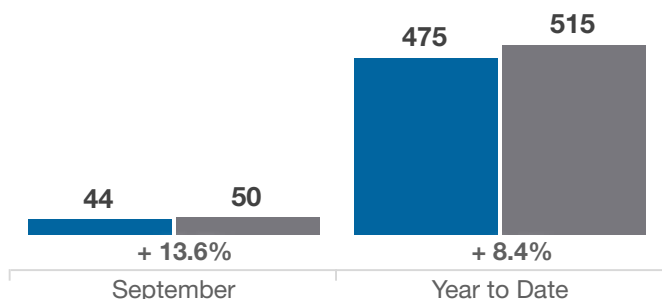
### Inventory of Homes for Sale

■ 2020 ■ 2021



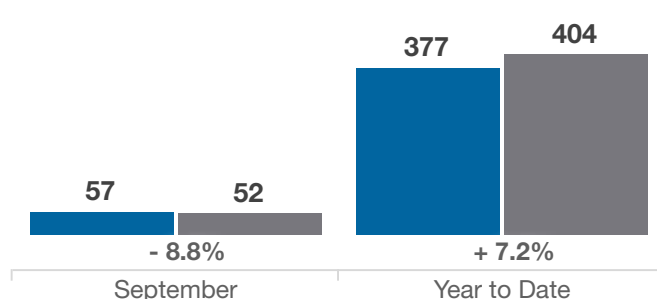
### New Listings

■ 2020 ■ 2021



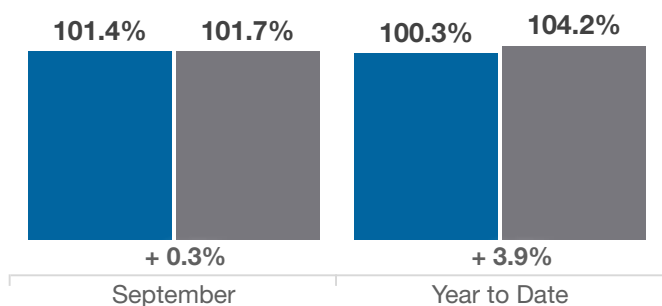
### Single Family Sales

■ 2020 ■ 2021



### Pct. Of Orig. List Price Received

■ 2020 ■ 2021



### Condo Sales

■ 2020 ■ 2021

