

# Local Market Update – September 2021

A RESEARCH TOOL PROVIDED BY THE COLUMBUS REALTORS®  
BASED ON RESIDENTIAL LISTING DATA ONLY



## Worthington City School District

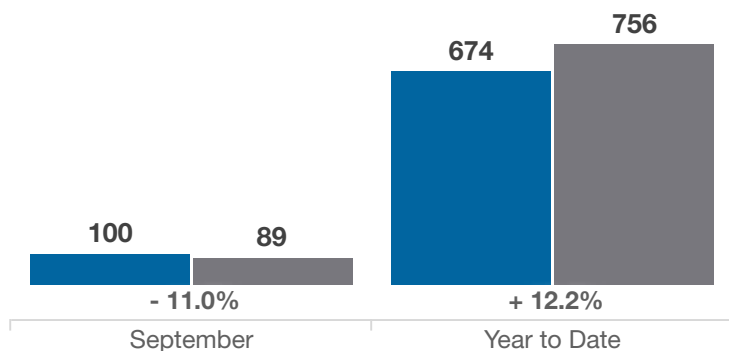
Franklin County

Key Metrics	September			Year to Date		
	2020	2021	% Change	Thru 9-2020	Thru 9-2021	% Change
Closed Sales	100	89	- 11.0%	674	756	+ 12.2%
In Contracts	96	94	- 2.1%	717	803	+ 12.0%
Average Sales Price*	\$307,387	\$336,107	+ 9.3%	\$296,751	\$349,943	+ 17.9%
Median Sales Price*	\$266,100	\$320,000	+ 20.3%	\$275,000	\$330,000	+ 20.0%
Average Price Per Square Foot*	\$171.71	\$193.22	+ 12.5%	\$167.34	\$193.02	+ 15.3%
Percent of Original List Price Received*	100.2%	102.1%	+ 1.9%	100.4%	104.4%	+ 4.0%
Percent of Last List Price Received*	101.0%	103.5%	+ 2.5%	100.9%	104.6%	+ 3.7%
Days on Market Until Sale	18	10	- 44.4%	16	9	- 43.8%
New Listings	96	87	- 9.4%	762	842	+ 10.5%
Median List Price of New Listings	\$294,900	\$329,000	+ 11.6%	\$279,000	\$323,900	+ 16.1%
Median List Price at Time of Sale	\$257,450	\$300,000	+ 16.5%	\$272,500	\$315,000	+ 15.6%
Inventory of Homes for Sale	51	46	- 9.8%	—	—	—
Months Supply of Inventory	0.7	0.6	- 14.3%	—	—	—

\* Does not account for sale concessions and/or downpayment assistance. | Percent changes are calculated using rounded figures and can sometimes look extreme due to small sample size.

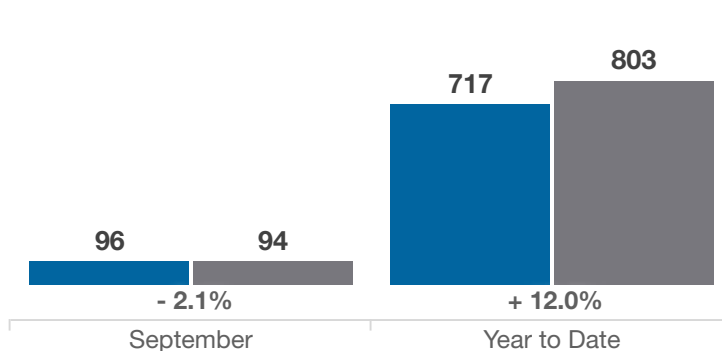
### Closed Sales

■ 2020 ■ 2021



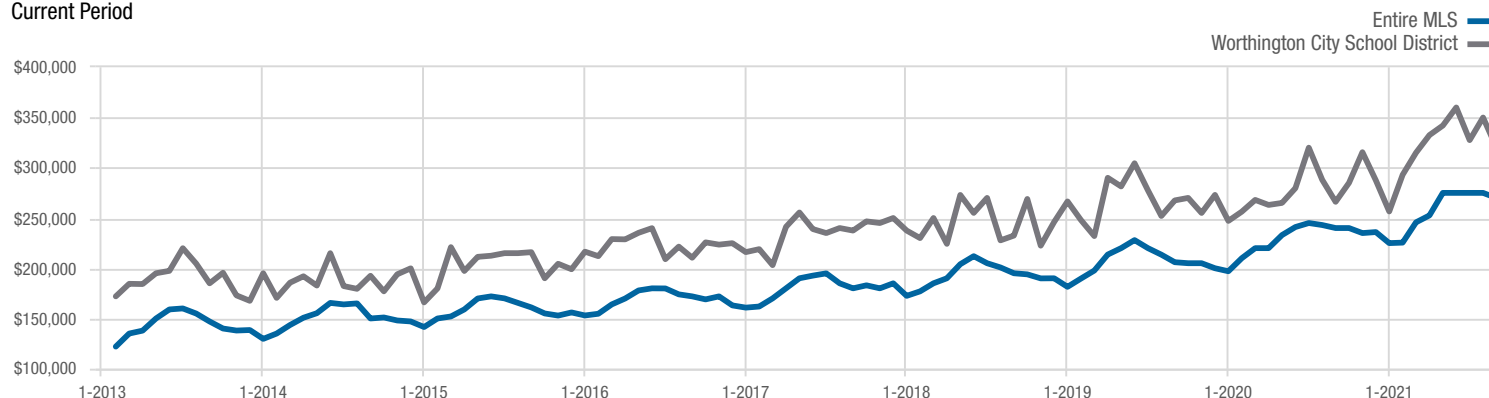
### In Contracts

■ 2020 ■ 2021



### Median Sales Price

Current Period



Each data point represents the median sales price in a given month.

# Local Market Update – September 2021

A RESEARCH TOOL PROVIDED BY THE COLUMBUS REALTORS®  
BASED ON RESIDENTIAL LISTING DATA ONLY

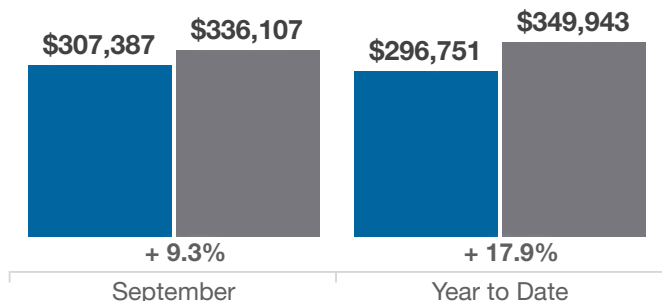


## Worthington City School District

Franklin County

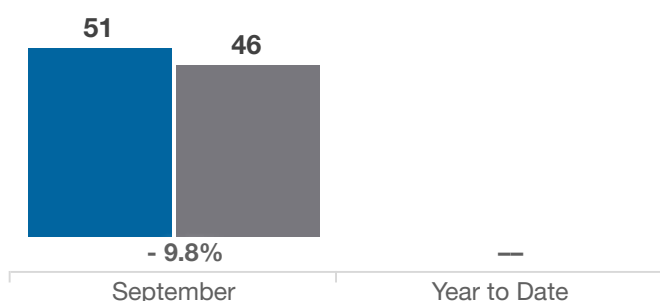
### Average Sales Price

■ 2020 ■ 2021



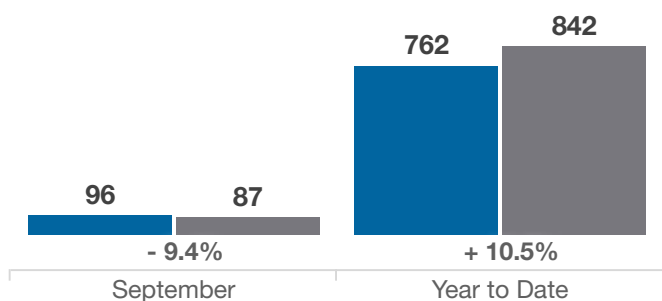
### Inventory of Homes for Sale

■ 2020 ■ 2021



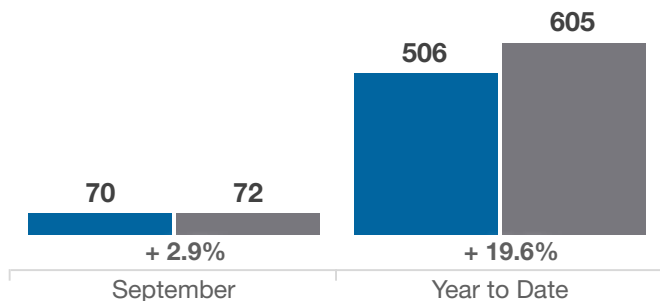
### New Listings

■ 2020 ■ 2021



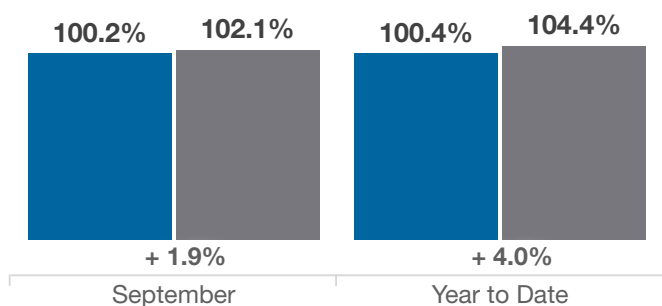
### Single Family Sales

■ 2020 ■ 2021



### Pct. Of Orig. List Price Received

■ 2020 ■ 2021



### Condo Sales

■ 2020 ■ 2021

