

Local Market Update – October 2021

A RESEARCH TOOL PROVIDED BY THE COLUMBUS REALTORS®
BASED ON RESIDENTIAL LISTING DATA ONLY



Beechwald / Clintonville

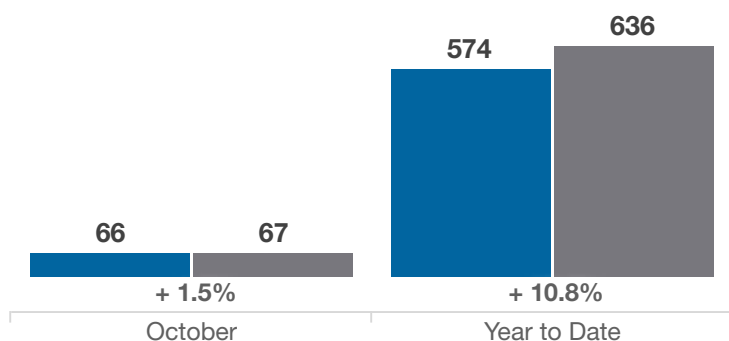
Franklin County (43214, 43202)

Key Metrics	October			Year to Date		
	2020	2021	% Change	Thru 10-2020	Thru 10-2021	% Change
Closed Sales	66	67	+ 1.5%	574	636	+ 10.8%
In Contracts	63	64	+ 1.6%	601	651	+ 8.3%
Average Sales Price*	\$329,140	\$347,062	+ 5.4%	\$308,731	\$341,436	+ 10.6%
Median Sales Price*	\$343,750	\$325,000	- 5.5%	\$300,050	\$327,000	+ 9.0%
Average Price Per Square Foot*	\$227.11	\$237.67	+ 4.6%	\$218.93	\$241.98	+ 10.5%
Percent of Original List Price Received*	98.1%	98.2%	+ 0.1%	98.9%	101.9%	+ 3.0%
Percent of Last List Price Received*	99.5%	99.7%	+ 0.2%	100.1%	102.6%	+ 2.5%
Days on Market Until Sale	16	19	+ 18.8%	22	13	- 40.9%
New Listings	57	55	- 3.5%	642	697	+ 8.6%
Median List Price of New Listings	\$280,000	\$339,900	+ 21.4%	\$299,900	\$329,000	+ 9.7%
Median List Price at Time of Sale	\$342,450	\$319,900	- 6.6%	\$299,900	\$319,900	+ 6.7%
Inventory of Homes for Sale	66	55	- 16.7%	—	—	—
Months Supply of Inventory	1.2	0.9	- 25.0%	—	—	—

* Does not account for sale concessions and/or downpayment assistance. | Percent changes are calculated using rounded figures and can sometimes look extreme due to small sample size.

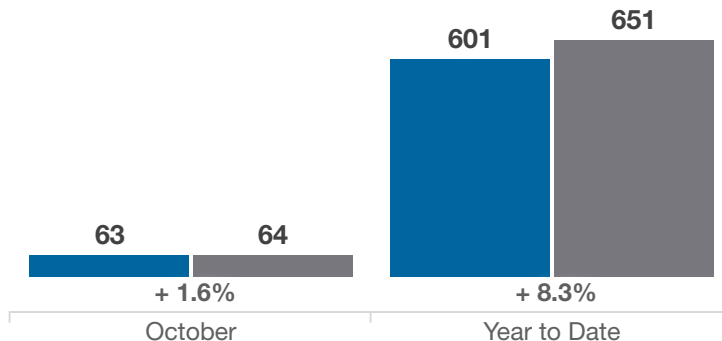
Closed Sales

■ 2020 ■ 2021



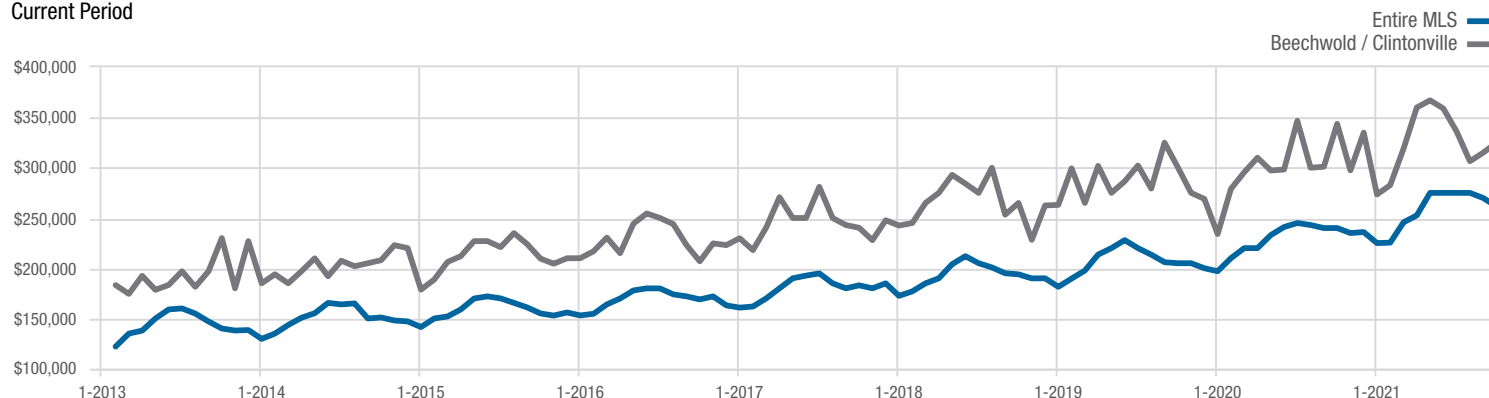
In Contracts

■ 2020 ■ 2021



Median Sales Price

Current Period



Each data point represents the median sales price in a given month.

Local Market Update – October 2021

A RESEARCH TOOL PROVIDED BY THE COLUMBUS REALTORS®
BASED ON RESIDENTIAL LISTING DATA ONLY

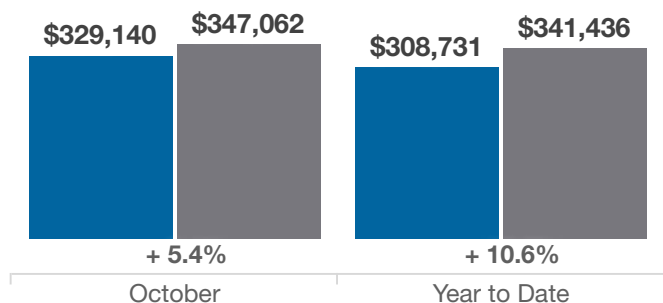


Beechwold / Clintonville

Franklin County (43214, 43202)

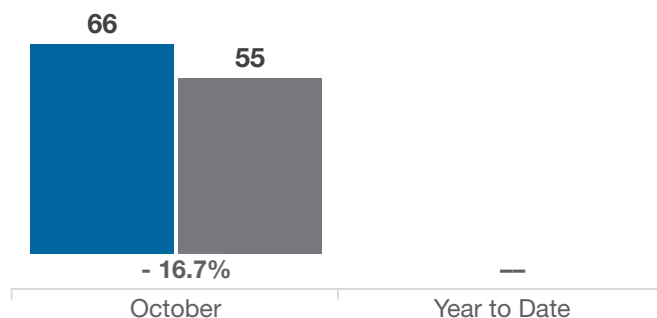
Average Sales Price

■ 2020 ■ 2021



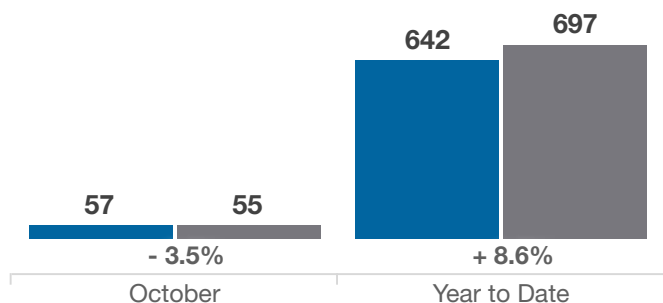
Inventory of Homes for Sale

■ 2020 ■ 2021



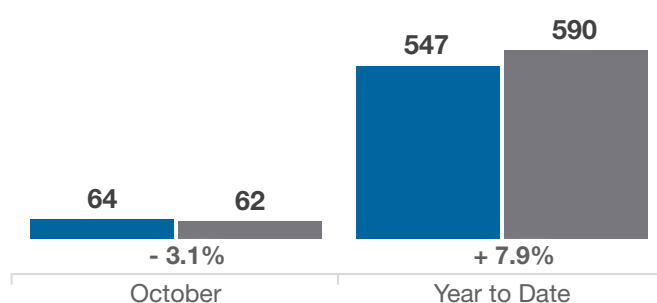
New Listings

■ 2020 ■ 2021



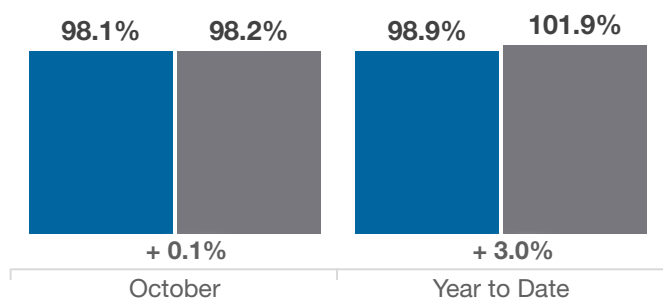
Single Family Sales

■ 2020 ■ 2021



Pct. Of Orig. List Price Received

■ 2020 ■ 2021



Condo Sales

■ 2020 ■ 2021

