

# Local Market Update – October 2021

A RESEARCH TOOL PROVIDED BY THE COLUMBUS REALTORS®  
BASED ON RESIDENTIAL LISTING DATA ONLY



## Big Walnut Local School District

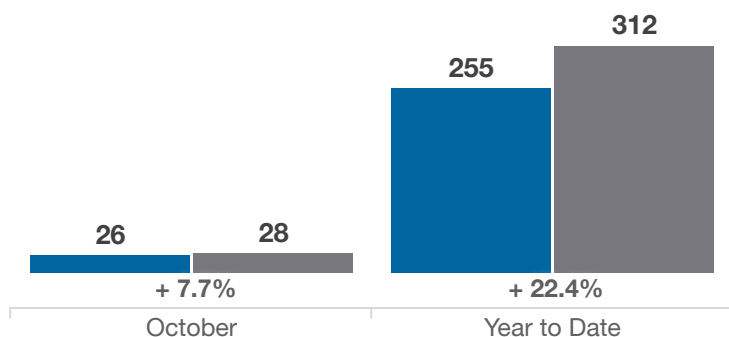
Delaware County

Key Metrics	October			Year to Date		
	2020	2021	% Change	Thru 10-2020	Thru 10-2021	% Change
Closed Sales	26	28	+ 7.7%	255	312	+ 22.4%
In Contracts	27	36	+ 33.3%	288	343	+ 19.1%
Average Sales Price*	\$487,768	\$464,111	- 4.9%	\$405,107	\$468,256	+ 15.6%
Median Sales Price*	\$473,175	\$434,805	- 8.1%	\$369,950	\$420,000	+ 13.5%
Average Price Per Square Foot*	\$181.78	\$201.51	+ 10.9%	\$173.14	\$197.58	+ 14.1%
Percent of Original List Price Received*	98.0%	97.5%	- 0.5%	97.7%	101.1%	+ 3.5%
Percent of Last List Price Received*	99.1%	99.0%	- 0.1%	99.4%	101.8%	+ 2.4%
Days on Market Until Sale	25	15	- 40.0%	53	20	- 62.3%
New Listings	35	40	+ 14.3%	308	358	+ 16.2%
Median List Price of New Listings	\$358,560	\$432,250	+ 20.6%	\$369,900	\$424,950	+ 14.9%
Median List Price at Time of Sale	\$477,400	\$424,900	- 11.0%	\$370,950	\$414,900	+ 11.8%
Inventory of Homes for Sale	41	29	- 29.3%	—	—	—
Months Supply of Inventory	1.6	0.9	- 43.8%	—	—	—

\* Does not account for sale concessions and/or downpayment assistance. | Percent changes are calculated using rounded figures and can sometimes look extreme due to small sample size.

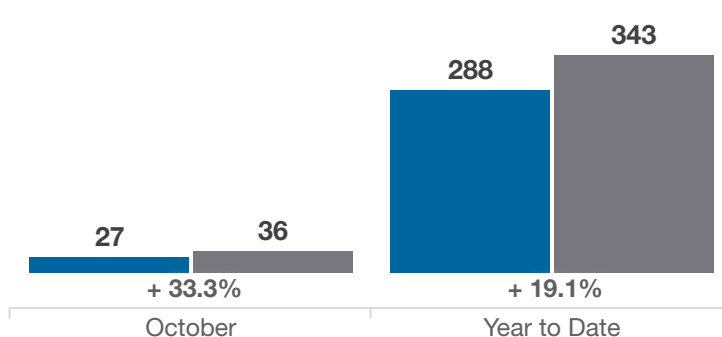
### Closed Sales

■ 2020 ■ 2021



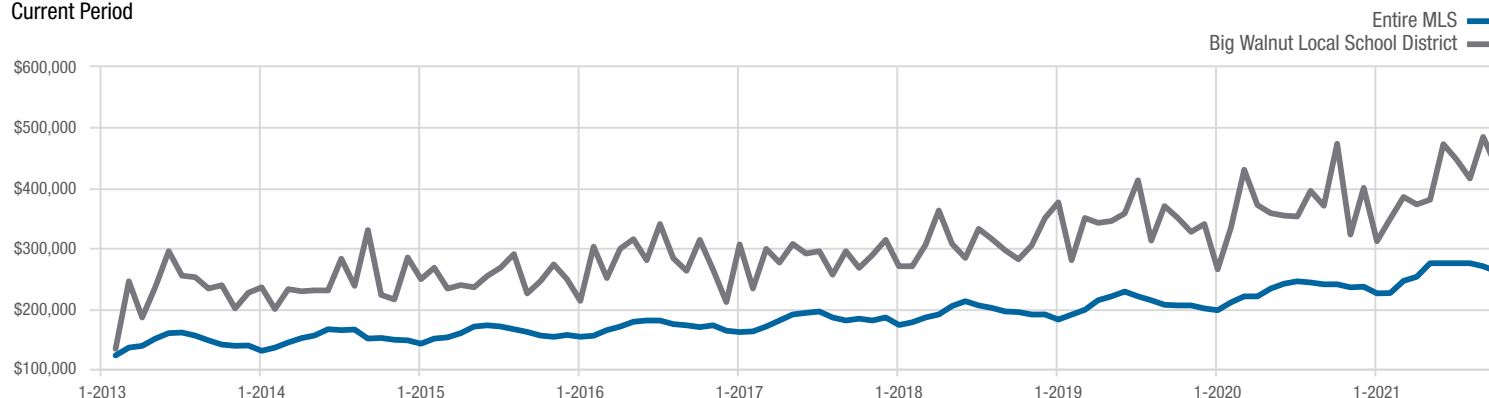
### In Contracts

■ 2020 ■ 2021



### Median Sales Price

Current Period



Each data point represents the median sales price in a given month.

# Local Market Update – October 2021

A RESEARCH TOOL PROVIDED BY THE COLUMBUS REALTORS®  
BASED ON RESIDENTIAL LISTING DATA ONLY

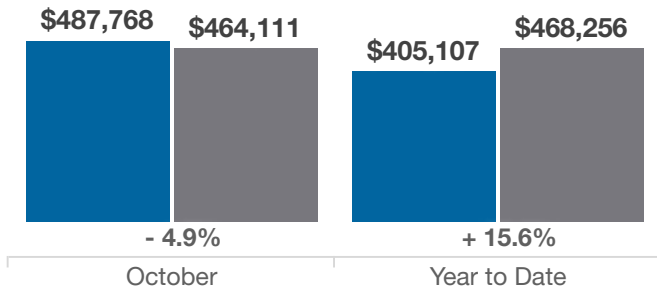


## Big Walnut Local School District

Delaware County

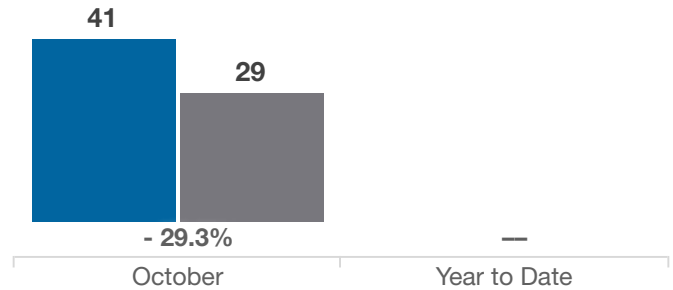
### Average Sales Price

■ 2020 ■ 2021



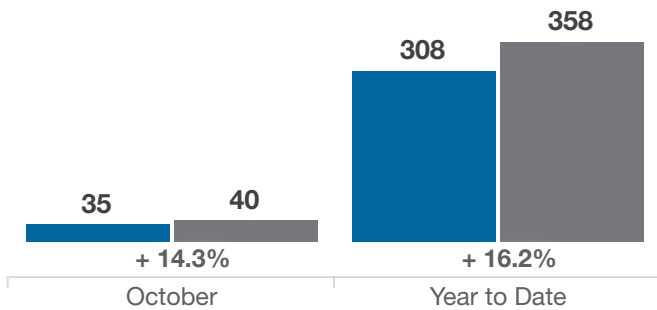
### Inventory of Homes for Sale

■ 2020 ■ 2021



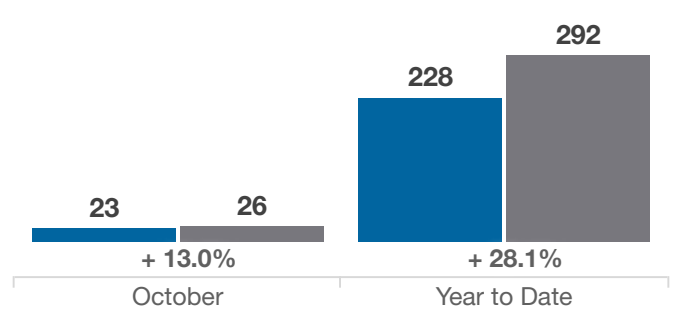
### New Listings

■ 2020 ■ 2021



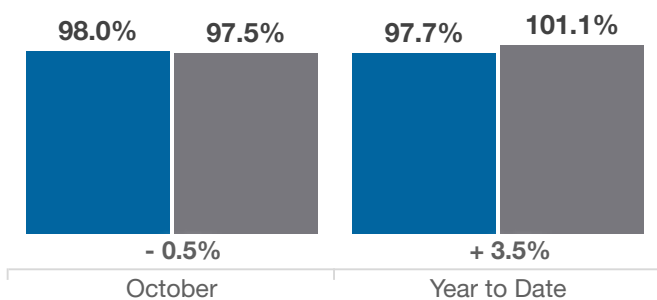
### Single Family Sales

■ 2020 ■ 2021



### Pct. Of Orig. List Price Received

■ 2020 ■ 2021



### Condo Sales

■ 2020 ■ 2021

