

# Local Market Update – October 2021

A RESEARCH TOOL PROVIDED BY THE COLUMBUS REALTORS®  
BASED ON RESIDENTIAL LISTING DATA ONLY



## Canal Winchester City School District

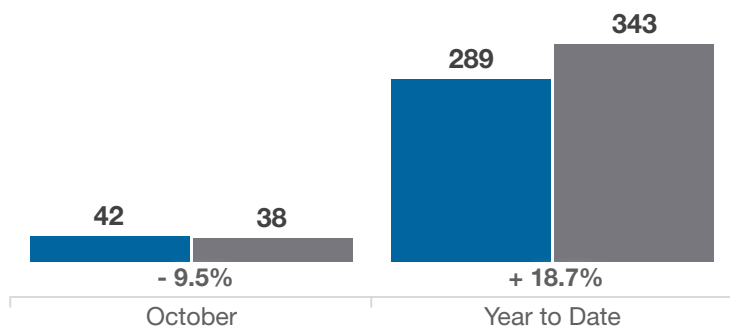
Franklin and Fairfield Counties

Key Metrics	October			Year to Date		
	2020	2021	% Change	Thru 10-2020	Thru 10-2021	% Change
Closed Sales	42	38	- 9.5%	289	343	+ 18.7%
In Contracts	44	30	- 31.8%	307	347	+ 13.0%
Average Sales Price*	\$277,963	\$306,518	+ 10.3%	\$262,624	\$305,431	+ 16.3%
Median Sales Price*	\$265,000	\$300,500	+ 13.4%	\$241,500	\$285,000	+ 18.0%
Average Price Per Square Foot*	\$139.98	\$155.40	+ 11.0%	\$136.62	\$156.59	+ 14.6%
Percent of Original List Price Received*	101.4%	103.2%	+ 1.8%	99.6%	104.2%	+ 4.6%
Percent of Last List Price Received*	101.6%	103.1%	+ 1.5%	99.9%	103.8%	+ 3.9%
Days on Market Until Sale	20	9	- 55.0%	28	7	- 75.0%
New Listings	37	29	- 21.6%	299	376	+ 25.8%
Median List Price of New Listings	\$247,450	\$279,900	+ 13.1%	\$239,900	\$283,865	+ 18.3%
Median List Price at Time of Sale	\$249,900	\$292,178	+ 16.9%	\$239,900	\$274,900	+ 14.6%
Inventory of Homes for Sale	14	21	+ 50.0%	—	—	—
Months Supply of Inventory	0.5	0.7	+ 40.0%	—	—	—

\* Does not account for sale concessions and/or downpayment assistance. | Percent changes are calculated using rounded figures and can sometimes look extreme due to small sample size.

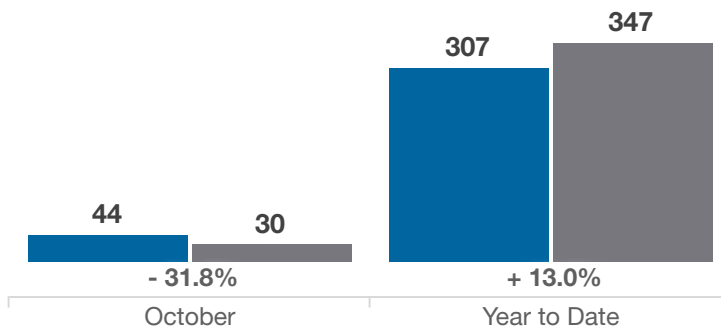
### Closed Sales

■ 2020 ■ 2021



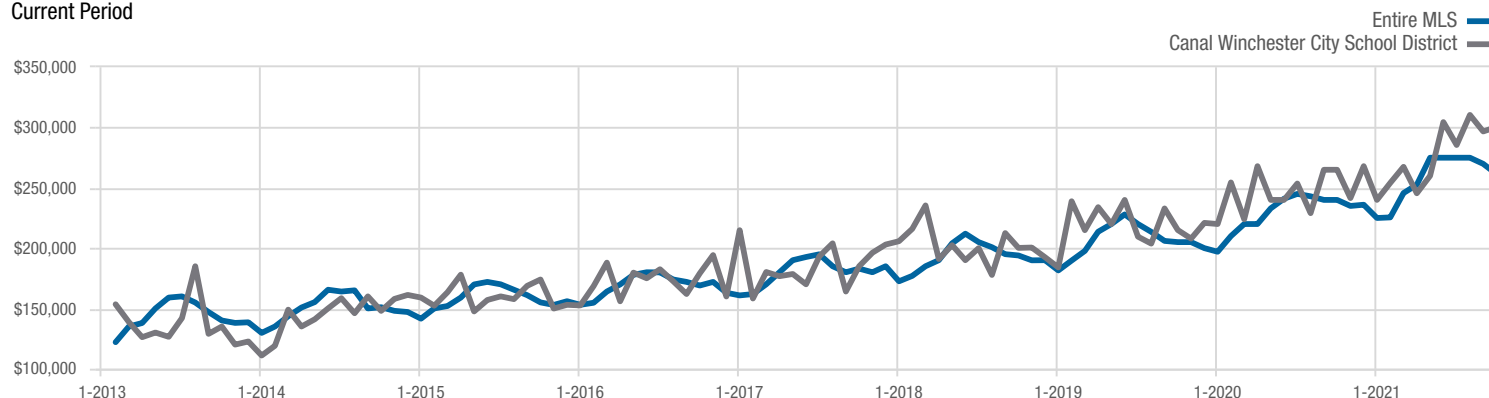
### In Contracts

■ 2020 ■ 2021



### Median Sales Price

Current Period



Each data point represents the median sales price in a given month.

# Local Market Update – October 2021

A RESEARCH TOOL PROVIDED BY THE COLUMBUS REALTORS®  
BASED ON RESIDENTIAL LISTING DATA ONLY

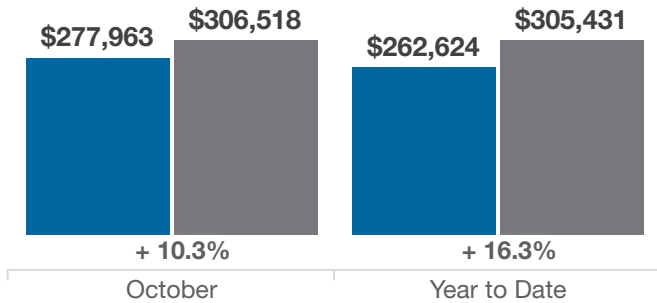


## Canal Winchester City School District

Franklin and Fairfield Counties

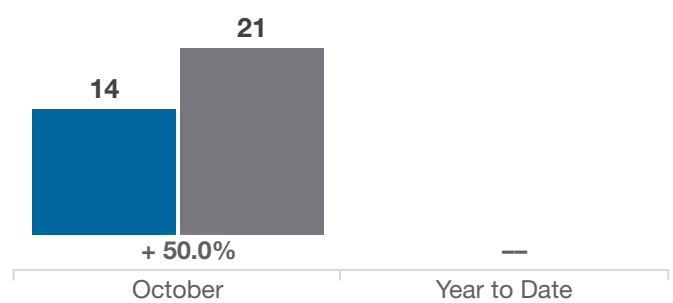
### Average Sales Price

■ 2020 ■ 2021



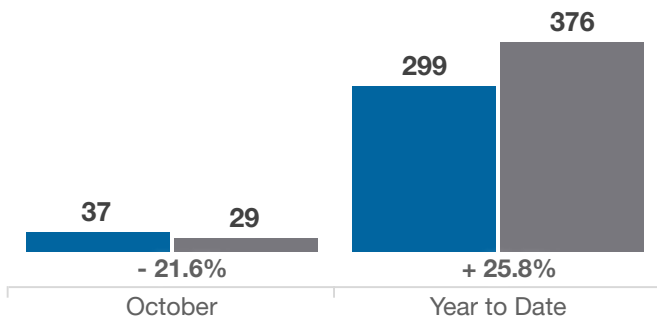
### Inventory of Homes for Sale

■ 2020 ■ 2021



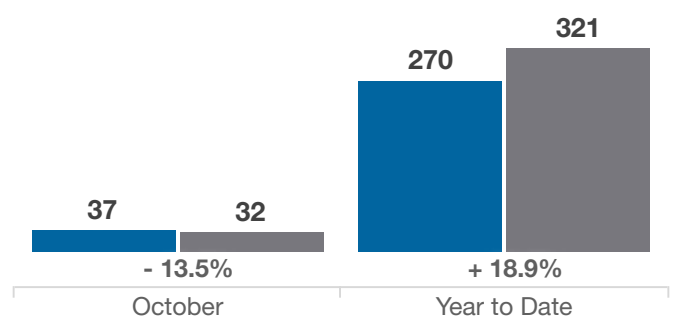
### New Listings

■ 2020 ■ 2021



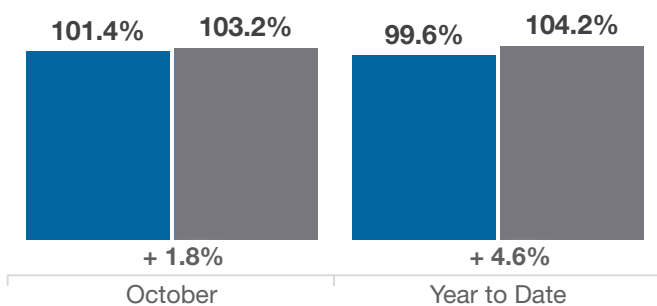
### Single Family Sales

■ 2020 ■ 2021



### Pct. Of Orig. List Price Received

■ 2020 ■ 2021



### Condo Sales

■ 2020 ■ 2021

