

# Local Market Update – October 2021

A RESEARCH TOOL PROVIDED BY THE COLUMBUS REALTORS®  
BASED ON RESIDENTIAL LISTING DATA ONLY



## Columbus (Corp.)

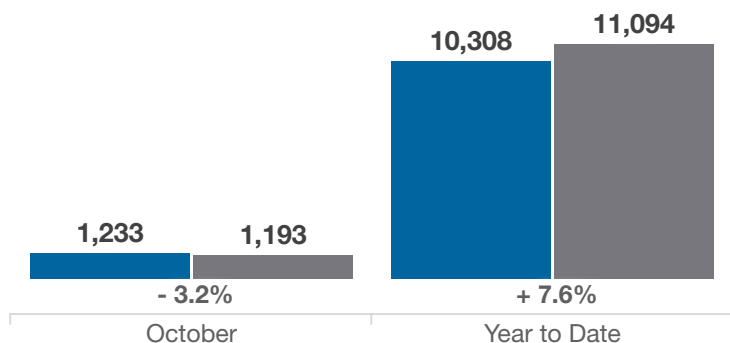
Franklin, Fairfield and Delaware Counties

Key Metrics	October			Year to Date		
	2020	2021	% Change	Thru 10-2020	Thru 10-2021	% Change
Closed Sales	1,233	1,193	- 3.2%	10,308	11,094	+ 7.6%
In Contracts	1,253	1,312	+ 4.7%	10,914	11,583	+ 6.1%
Average Sales Price*	\$225,861	\$248,270	+ 9.9%	\$216,935	\$250,329	+ 15.4%
Median Sales Price*	\$205,000	\$234,900	+ 14.6%	\$199,000	\$232,000	+ 16.6%
Average Price Per Square Foot*	\$149.87	\$166.89	+ 11.4%	\$144.11	\$167.86	+ 16.5%
Percent of Original List Price Received*	100.4%	100.8%	+ 0.4%	99.7%	102.8%	+ 3.1%
Percent of Last List Price Received*	100.8%	102.0%	+ 1.2%	100.4%	103.2%	+ 2.8%
Days on Market Until Sale	14	14	0.0%	21	13	- 38.1%
New Listings	1,284	1,214	- 5.5%	11,903	12,850	+ 8.0%
Median List Price of New Listings	\$209,900	\$225,000	+ 7.2%	\$199,900	\$225,000	+ 12.6%
Median List Price at Time of Sale	\$199,900	\$225,000	+ 12.6%	\$196,000	\$224,900	+ 14.7%
Inventory of Homes for Sale	1,155	1,056	- 8.6%	—	—	—
Months Supply of Inventory	1.1	0.9	- 18.2%	—	—	—

\* Does not account for sale concessions and/or downpayment assistance. | Percent changes are calculated using rounded figures and can sometimes look extreme due to small sample size.

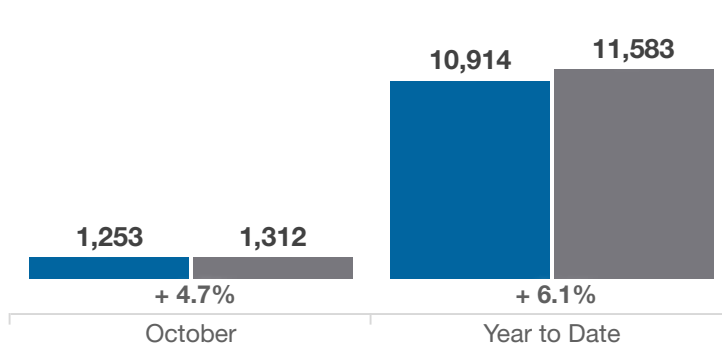
### Closed Sales

■ 2020 ■ 2021



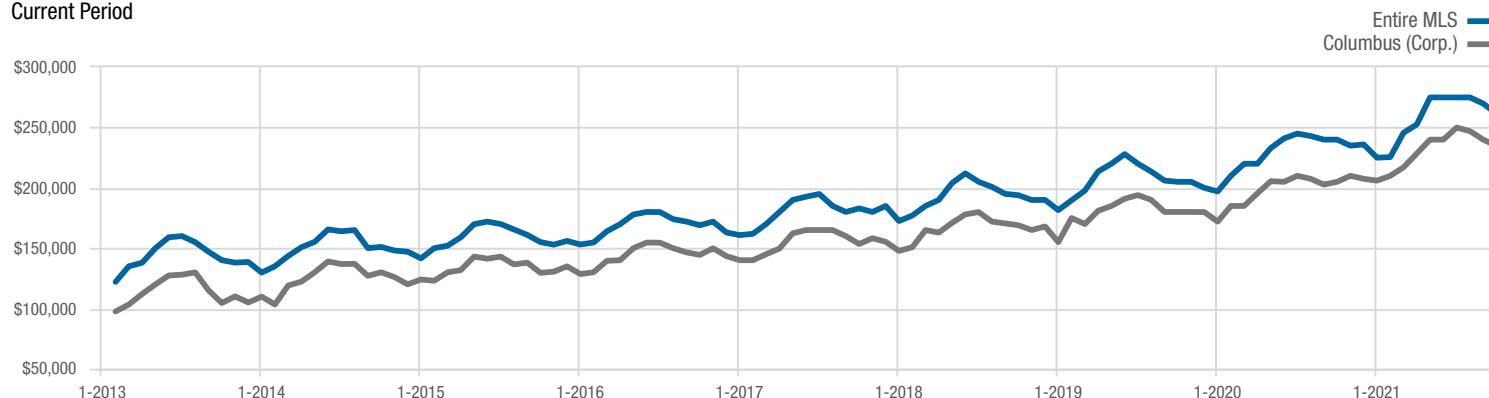
### In Contracts

■ 2020 ■ 2021



### Median Sales Price

Current Period



Each data point represents the median sales price in a given month.

# Local Market Update – October 2021

A RESEARCH TOOL PROVIDED BY THE COLUMBUS REALTORS®  
BASED ON RESIDENTIAL LISTING DATA ONLY

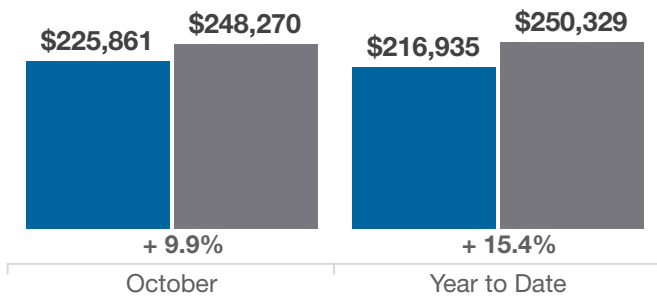


## Columbus (Corp.)

Franklin, Fairfield and Delaware Counties

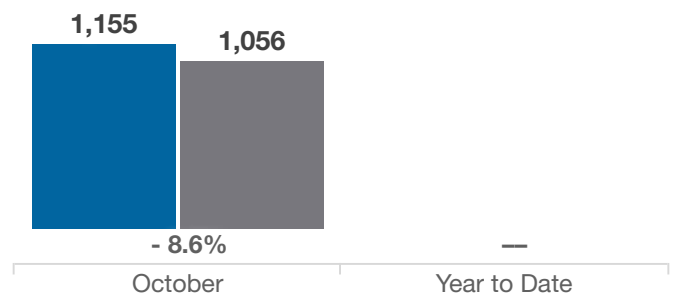
### Average Sales Price

■ 2020 ■ 2021



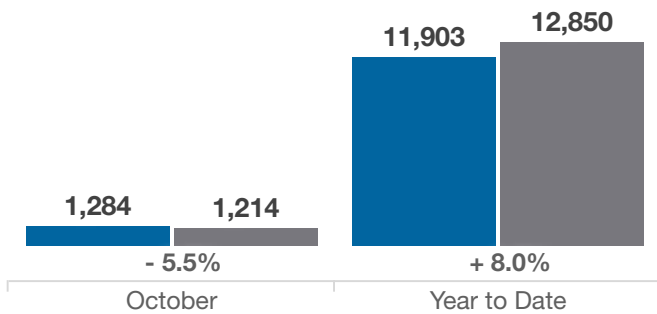
### Inventory of Homes for Sale

■ 2020 ■ 2021



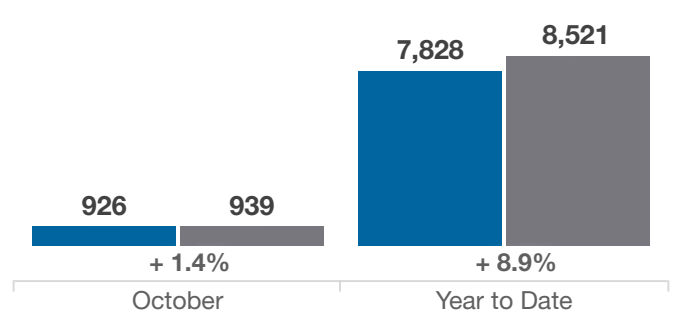
### New Listings

■ 2020 ■ 2021



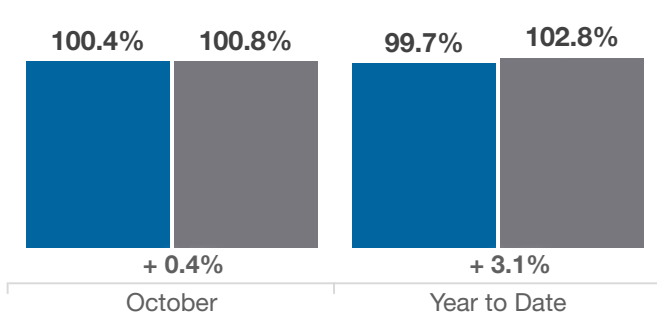
### Single Family Sales

■ 2020 ■ 2021



### Pct. Of Orig. List Price Received

■ 2020 ■ 2021



### Condo Sales

■ 2020 ■ 2021

