

Local Market Update – October 2021

A RESEARCH TOOL PROVIDED BY THE COLUMBUS REALTORS®
BASED ON RESIDENTIAL LISTING DATA ONLY



Dublin City School District

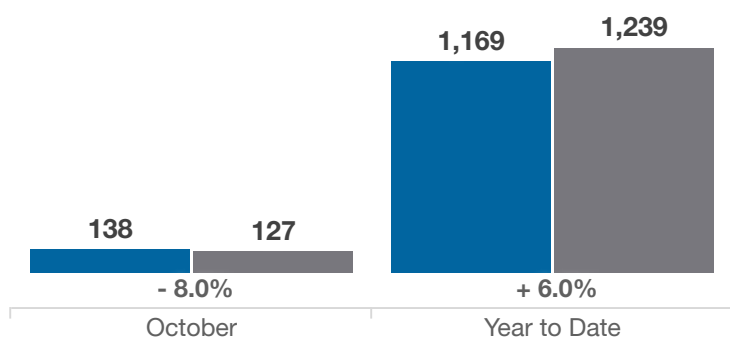
Franklin, Delaware and Union Counties

Key Metrics	October			Year to Date		
	2020	2021	% Change	Thru 10-2020	Thru 10-2021	% Change
Closed Sales	138	127	- 8.0%	1,169	1,239	+ 6.0%
In Contracts	143	124	- 13.3%	1,226	1,293	+ 5.5%
Average Sales Price*	\$395,865	\$463,939	+ 17.2%	\$399,652	\$461,394	+ 15.4%
Median Sales Price*	\$367,450	\$410,000	+ 11.6%	\$377,500	\$415,000	+ 9.9%
Average Price Per Square Foot*	\$173.42	\$192.89	+ 11.2%	\$167.69	\$191.68	+ 14.3%
Percent of Original List Price Received*	99.1%	99.7%	+ 0.6%	98.6%	102.0%	+ 3.4%
Percent of Last List Price Received*	99.9%	101.1%	+ 1.2%	99.4%	102.6%	+ 3.2%
Days on Market Until Sale	22	20	- 9.1%	35	17	- 51.4%
New Listings	120	109	- 9.2%	1,316	1,337	+ 1.6%
Median List Price of New Listings	\$337,400	\$415,000	+ 23.0%	\$385,000	\$419,000	+ 8.8%
Median List Price at Time of Sale	\$367,450	\$419,000	+ 14.0%	\$379,900	\$406,900	+ 7.1%
Inventory of Homes for Sale	139	75	- 46.0%	—	—	—
Months Supply of Inventory	1.2	0.6	- 50.0%	—	—	—

* Does not account for sale concessions and/or downpayment assistance. | Percent changes are calculated using rounded figures and can sometimes look extreme due to small sample size.

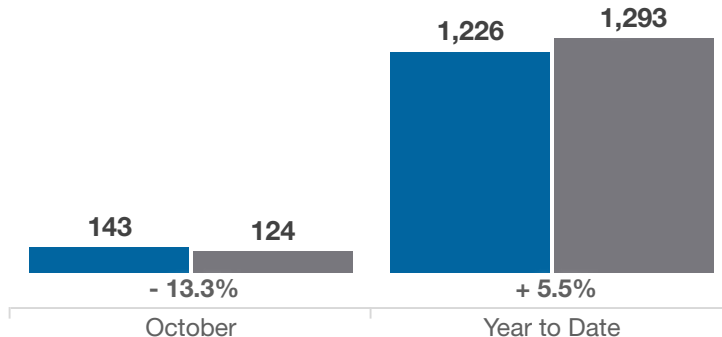
Closed Sales

■ 2020 ■ 2021



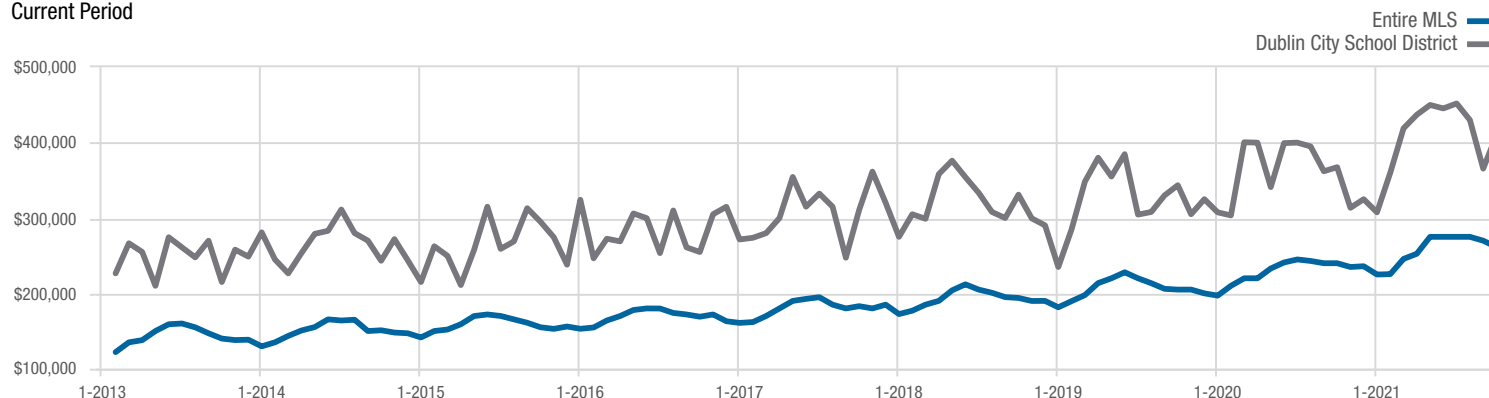
In Contracts

■ 2020 ■ 2021



Median Sales Price

Current Period



Each data point represents the median sales price in a given month.

Local Market Update – October 2021

A RESEARCH TOOL PROVIDED BY THE COLUMBUS REALTORS®
BASED ON RESIDENTIAL LISTING DATA ONLY

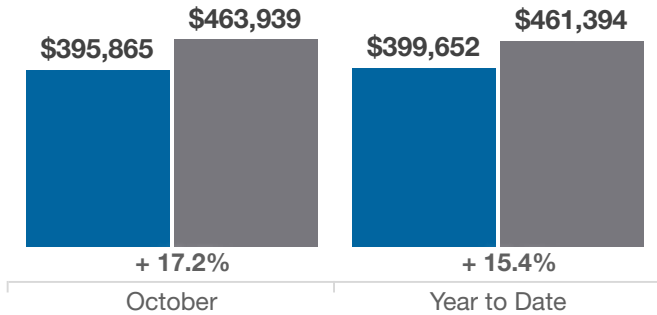


Dublin City School District

Franklin, Delaware and Union Counties

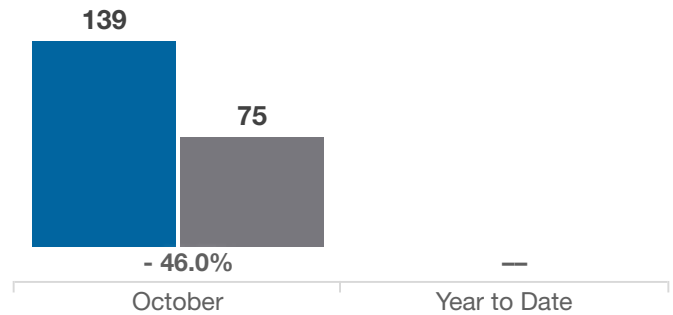
Average Sales Price

■ 2020 ■ 2021



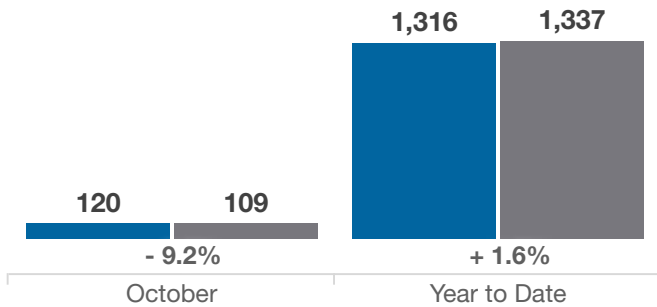
Inventory of Homes for Sale

■ 2020 ■ 2021



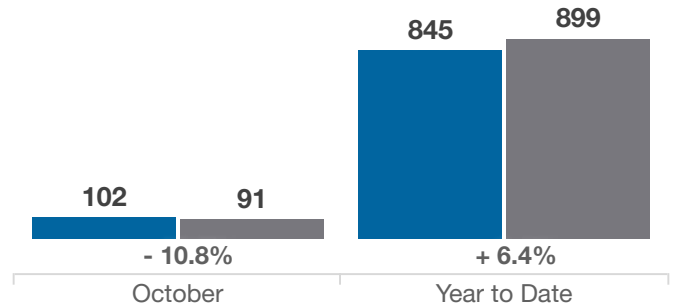
New Listings

■ 2020 ■ 2021



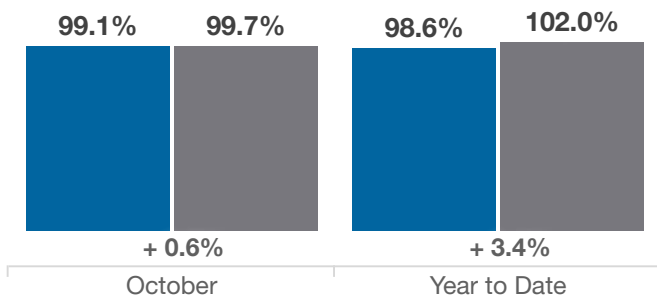
Single Family Sales

■ 2020 ■ 2021



Pct. Of Orig. List Price Received

■ 2020 ■ 2021



Condo Sales

■ 2020 ■ 2021

