

# Local Market Update – October 2021

A RESEARCH TOOL PROVIDED BY THE COLUMBUS REALTORS®  
BASED ON RESIDENTIAL LISTING DATA ONLY



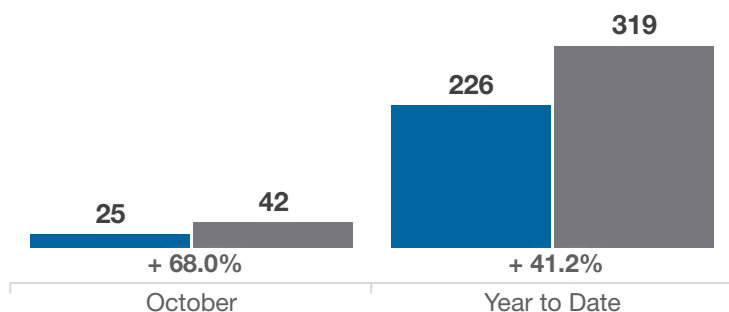
## Fayette County

Key Metrics	October			Year to Date		
	2020	2021	% Change	Thru 10-2020	Thru 10-2021	% Change
Closed Sales	25	42	+ 68.0%	226	319	+ 41.2%
In Contracts	31	42	+ 35.5%	246	342	+ 39.0%
Average Sales Price*	\$175,197	\$197,224	+ 12.6%	\$152,765	\$174,843	+ 14.5%
Median Sales Price*	\$165,000	\$169,700	+ 2.8%	\$139,900	\$159,900	+ 14.3%
Average Price Per Square Foot*	\$105.50	\$111.20	+ 5.4%	\$92.23	\$108.89	+ 18.1%
Percent of Original List Price Received*	100.3%	95.7%	- 4.6%	97.6%	99.0%	+ 1.4%
Percent of Last List Price Received*	101.3%	97.3%	- 3.9%	99.7%	99.9%	+ 0.2%
Days on Market Until Sale	14	25	+ 78.6%	28	27	- 3.6%
New Listings	34	32	- 5.9%	298	365	+ 22.5%
Median List Price of New Listings	\$154,900	\$169,500	+ 9.4%	\$147,500	\$154,900	+ 5.0%
Median List Price at Time of Sale	\$154,900	\$169,950	+ 9.7%	\$139,900	\$154,900	+ 10.7%
Inventory of Homes for Sale	46	38	- 17.4%	—	—	—
Months Supply of Inventory	2.0	1.2	- 40.0%	—	—	—

\* Does not account for sale concessions and/or downpayment assistance. | Percent changes are calculated using rounded figures and can sometimes look extreme due to small sample size.

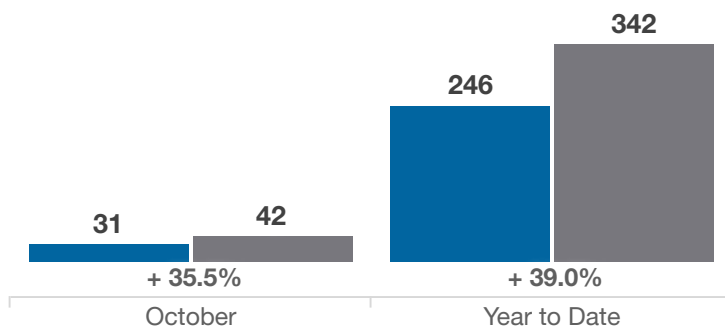
### Closed Sales

■ 2020 ■ 2021



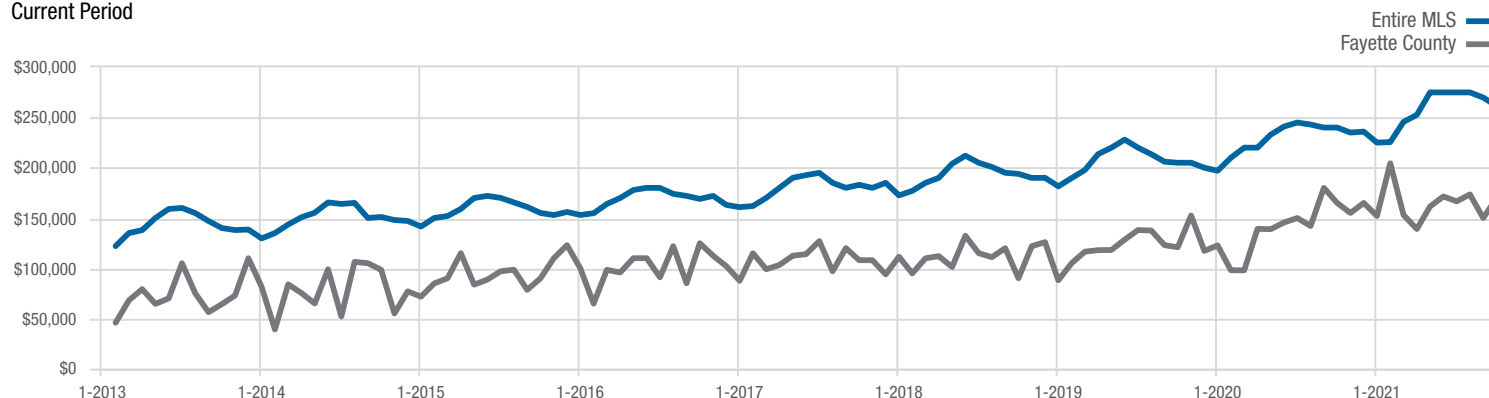
### In Contracts

■ 2020 ■ 2021



### Median Sales Price

Current Period



Each data point represents the median sales price in a given month.

# Local Market Update – October 2021

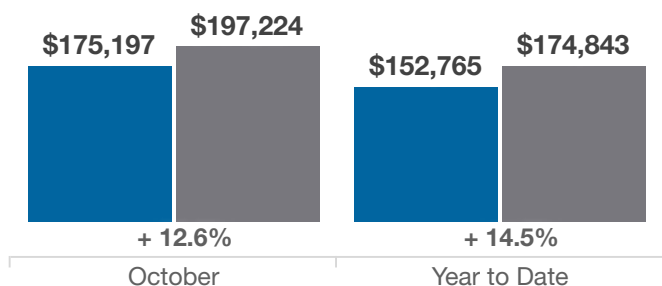
A RESEARCH TOOL PROVIDED BY THE COLUMBUS REALTORS®  
BASED ON RESIDENTIAL LISTING DATA ONLY



## Fayette County

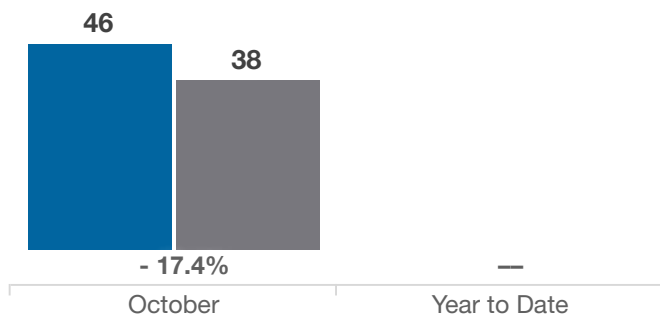
### Average Sales Price

■ 2020 ■ 2021



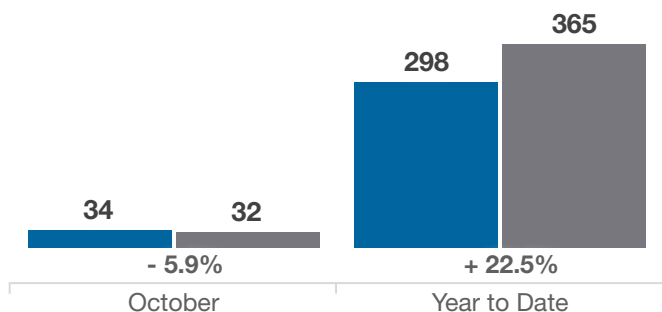
### Inventory of Homes for Sale

■ 2020 ■ 2021



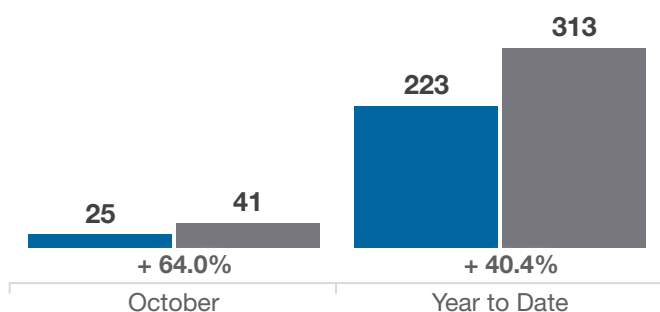
### New Listings

■ 2020 ■ 2021



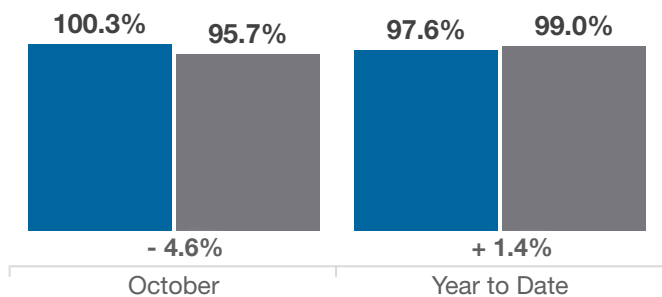
### Single Family Sales

■ 2020 ■ 2021



### Pct. Of Orig. List Price Received

■ 2020 ■ 2021



### Condo Sales

■ 2020 ■ 2021

