

Local Market Update – October 2021

A RESEARCH TOOL PROVIDED BY THE COLUMBUS REALTORS®
BASED ON RESIDENTIAL LISTING DATA ONLY



Gahanna (Corp.)

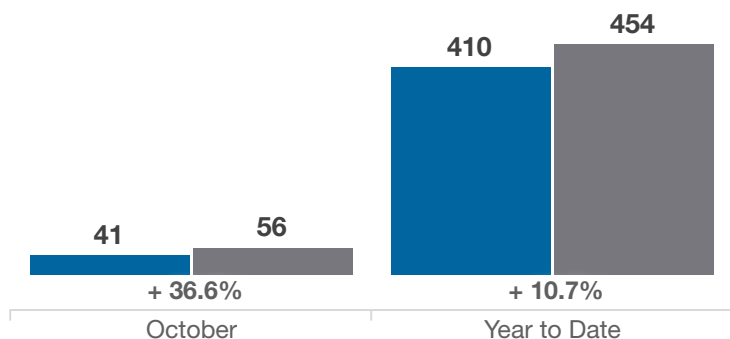
Franklin County

Key Metrics	October			Year to Date		
	2020	2021	% Change	Thru 10-2020	Thru 10-2021	% Change
Closed Sales	41	56	+ 36.6%	410	454	+ 10.7%
In Contracts	57	72	+ 26.3%	441	496	+ 12.5%
Average Sales Price*	\$272,747	\$317,437	+ 16.4%	\$276,328	\$316,557	+ 14.6%
Median Sales Price*	\$250,000	\$310,056	+ 24.0%	\$252,000	\$290,000	+ 15.1%
Average Price Per Square Foot*	\$160.25	\$171.07	+ 6.8%	\$148.31	\$170.96	+ 15.3%
Percent of Original List Price Received*	102.5%	101.7%	- 0.8%	100.3%	104.3%	+ 4.0%
Percent of Last List Price Received*	102.1%	102.4%	+ 0.3%	100.9%	104.4%	+ 3.5%
Days on Market Until Sale	16	8	- 50.0%	19	7	- 63.2%
New Listings	56	49	- 12.5%	452	517	+ 14.4%
Median List Price of New Listings	\$268,700	\$269,900	+ 0.4%	\$249,999	\$289,900	+ 16.0%
Median List Price at Time of Sale	\$235,000	\$297,450	+ 26.6%	\$249,900	\$284,950	+ 14.0%
Inventory of Homes for Sale	29	18	- 37.9%	—	—	—
Months Supply of Inventory	0.7	0.4	- 42.9%	—	—	—

* Does not account for sale concessions and/or downpayment assistance. | Percent changes are calculated using rounded figures and can sometimes look extreme due to small sample size.

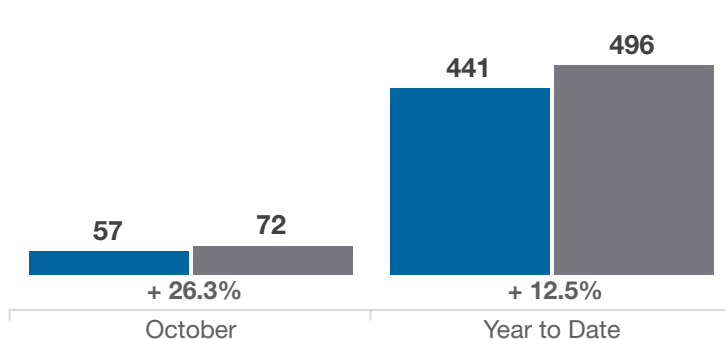
Closed Sales

■ 2020 ■ 2021



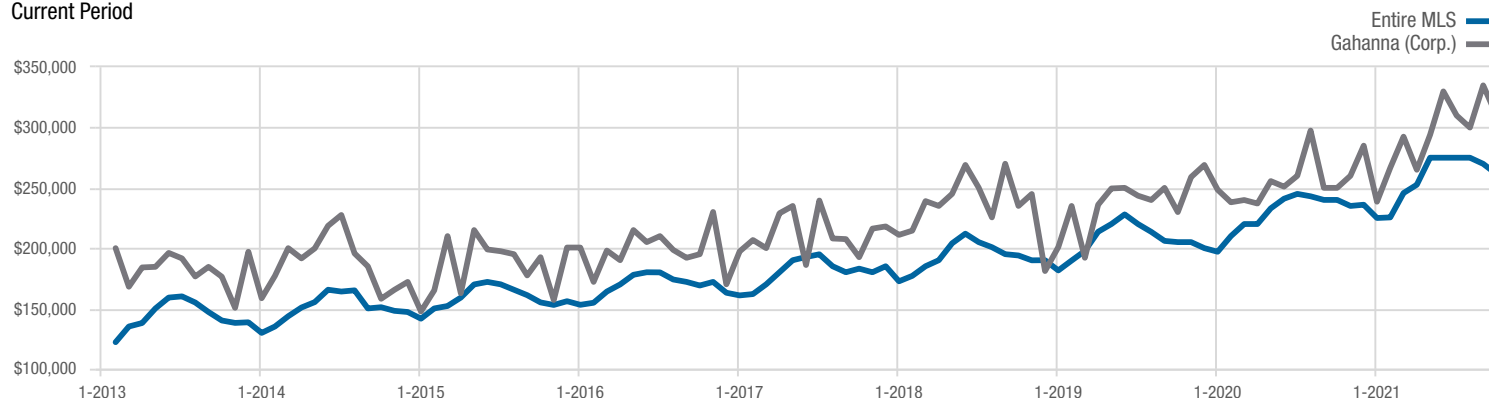
In Contracts

■ 2020 ■ 2021



Median Sales Price

Current Period



Each data point represents the median sales price in a given month.

Local Market Update – October 2021

A RESEARCH TOOL PROVIDED BY THE COLUMBUS REALTORS®
BASED ON RESIDENTIAL LISTING DATA ONLY

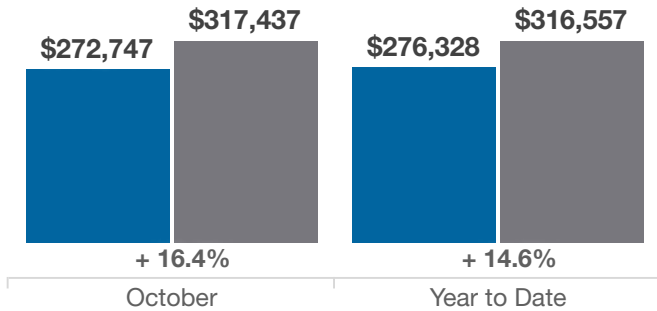


Gahanna (Corp.)

Franklin County

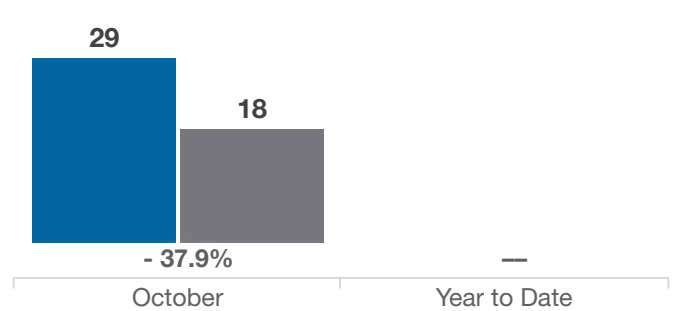
Average Sales Price

■ 2020 ■ 2021



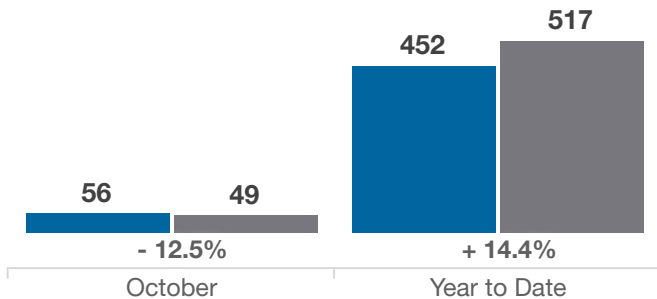
Inventory of Homes for Sale

■ 2020 ■ 2021



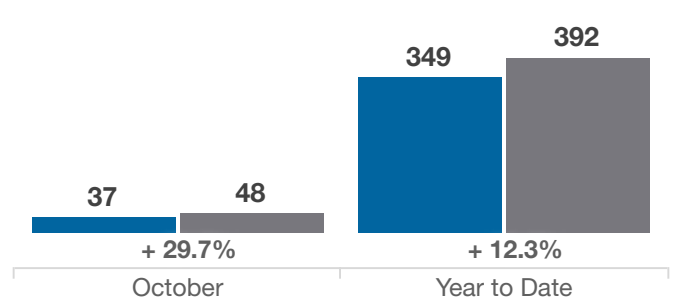
New Listings

■ 2020 ■ 2021



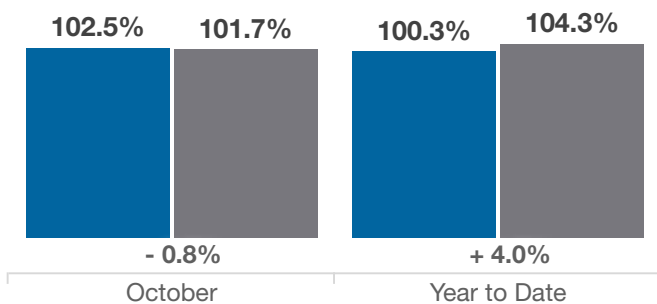
Single Family Sales

■ 2020 ■ 2021



Pct. Of Orig. List Price Received

■ 2020 ■ 2021



Condo Sales

■ 2020 ■ 2021

